













# Bootstrap Icons Cheat-Sheet

Folha de dicas













Show  entries












Search:













Ícone	Tradução literal (by Google Translate)	Exemplo de uso
123 123	123	<code>&lt;i class="bi bi-123"&gt;&lt;/i&gt;</code>
 activity	atividade	<code>&lt;i class="bi bi-activity"&gt;&lt;/i&gt;</code>
 alarm	alarme	<code>&lt;i class="bi bi-alarm"&gt;&lt;/i&gt;</code>
 alarm-fill	preenchimento de alarme	<code>&lt;i class="bi bi-alarm-fill"&gt;&lt;/i&gt;</code>
 align-bottom	alinhar-fundo	<code>&lt;i class="bi bi-align-bottom"&gt;&lt;/i&gt;</code>
 align-center	alinhar-centro	<code>&lt;i class="bi bi-align-center"&gt;&lt;/i&gt;</code>
 align-end	fim de alinhamento	<code>&lt;i class="bi bi-align-end"&gt;&lt;/i&gt;</code>
 align-middle	alinhar-meio	<code>&lt;i class="bi bi-align-middle"&gt;&lt;/i&gt;</code>
 align-start	alinhar-iniciar	<code>&lt;i class="bi bi-align-start"&gt;&lt;/i&gt;</code>
 align-top	alinhar-topo	<code>&lt;i class="bi bi-align-top"&gt;&lt;/i&gt;</code>
 alt	alt	<code>&lt;i class="bi bi-alt"&gt;&lt;/i&gt;</code>
 app	aplicativo	<code>&lt;i class="bi bi-app"&gt;&lt;/i&gt;</code>
 app-indicator	indicador de aplicativo	<code>&lt;i class="bi bi-app-indicator"&gt;&lt;/i&gt;</code>













Ícone	Tradução literal (by Google Translate)	Exemplo de uso
 apple	maçã	<code>&lt;i class="bi bi-apple"&gt;&lt;/i&gt;</code>
 archive	arquivo	<code>&lt;i class="bi bi-archive"&gt;&lt;/i&gt;</code>
 archive-fill	preenchimento de arquivo	<code>&lt;i class="bi bi-archive-fill"&gt;&lt;/i&gt;</code>
 arrow-90deg-down	seta-90 graus para baixo	<code>&lt;i class="bi bi-arrow-90deg-down"&gt;&lt;/i&gt;</code>
 arrow-90deg-left	seta-90 graus-esquerda	<code>&lt;i class="bi bi-arrow-90deg-left"&gt;&lt;/i&gt;</code>
 arrow-90deg-right	seta-90 graus-direita	<code>&lt;i class="bi bi-arrow-90deg-right"&gt;&lt;/i&gt;</code>
 arrow-90deg-up	arrow-90deg-up	<code>&lt;i class="bi bi-arrow-90deg-up"&gt;&lt;/i&gt;</code>
 arrow-bar-down	seta para baixo	<code>&lt;i class="bi bi-arrow-bar-down"&gt;&lt;/i&gt;</code>
 arrow-bar-left	seta-barra-esquerda	<code>&lt;i class="bi bi-arrow-bar-left"&gt;&lt;/i&gt;</code>
 arrow-bar-right	seta-barra-direita	<code>&lt;i class="bi bi-arrow-bar-right"&gt;&lt;/i&gt;</code>
 arrow-bar-up	seta para cima	<code>&lt;i class="bi bi-arrow-bar-up"&gt;&lt;/i&gt;</code>
 arrow-clockwise	seta no sentido horário	<code>&lt;i class="bi bi-arrow-clockwise"&gt;&lt;/i&gt;</code>
 arrow-counterclockwise	seta no sentido anti-horário	<code>&lt;i class="bi bi-arrow-counterclockwise"&gt;&lt;/i&gt;</code>















Ícone	Tradução literal (by Google Translate)	Exemplo de uso
 arrow-down	seta para baixo	<pre>&lt;i class="bi bi-arrow-down"&gt; &lt;/i&gt;</pre>
 arrow-down-circle	círculo de seta para baixo	<pre>&lt;i class="bi bi-arrow-down-circle"&gt;&lt;/i&gt;</pre>
 arrow-down-circle-fill	seta para baixo-círculo-preenchimento	<pre>&lt;i class="bi bi-arrow-down-circle-fill"&gt;&lt;/i&gt;</pre>
 arrow-down-left	seta para baixo-esquerda	<pre>&lt;i class="bi bi-arrow-down-left"&gt;&lt;/i&gt;</pre>
 arrow-down-left-circle	seta para baixo-círculo esquerdo	<pre>&lt;i class="bi bi-arrow-down-left-circle"&gt;&lt;/i&gt;</pre>
 arrow-down-left-circle-fill	seta para baixo-círculo-esquerdo-preenchimento	<pre>&lt;i class="bi bi-arrow-down-left-circle-fill"&gt;&lt;/i&gt;</pre>
 arrow-down-left-square	seta para baixo-quadrado à esquerda	<pre>&lt;i class="bi bi-arrow-down-left-square"&gt;&lt;/i&gt;</pre>
 arrow-down-left-square-fill	seta para baixo-quadrado-esquerdo-preenchimento	<pre>&lt;i class="bi bi-arrow-down-left-square-fill"&gt;&lt;/i&gt;</pre>
 arrow-down-right	seta para baixo-direita	<pre>&lt;i class="bi bi-arrow-down-right"&gt;&lt;/i&gt;</pre>
 arrow-down-right-circle	seta para baixo-círculo direito	<pre>&lt;i class="bi bi-arrow-down-right-circle"&gt;&lt;/i&gt;</pre>
 arrow-down-right-circle-fill	seta para baixo-círculo-direita-preenchimento	<pre>&lt;i class="bi bi-arrow-down-right-circle-fill"&gt;&lt;/i&gt;</pre>

Ícone	Tradução literal (by Google Translate)	Exemplo de uso
 arrow-down-right-square	seta para baixo-quadrado direito	<code>&lt;i class="bi bi-arrow-down-right-square"&gt;&lt;/i&gt;</code>
 arrow-down-right-square-fill	seta para baixo-preenchimento-quadrado à direita	<code>&lt;i class="bi bi-arrow-down-right-square-fill"&gt;&lt;/i&gt;</code>
 arrow-down-short	seta para baixo	<code>&lt;i class="bi bi-arrow-down-short"&gt;&lt;/i&gt;</code>
 arrow-down-square	quadrado de seta para baixo	<code>&lt;i class="bi bi-arrow-down-square"&gt;&lt;/i&gt;</code>
 arrow-down-square-fill	seta-baixo-quadrado-preenchimento	<code>&lt;i class="bi bi-arrow-down-square-fill"&gt;&lt;/i&gt;</code>
 arrow-down-up	seta para baixo	<code>&lt;i class="bi bi-arrow-down-up"&gt;&lt;/i&gt;</code>
 arrow-left	seta para a esquerda	<code>&lt;i class="bi bi-arrow-left"&gt;&lt;/i&gt;</code>
 arrow-left-circle	seta-círculo-esquerda	<code>&lt;i class="bi bi-arrow-left-circle"&gt;&lt;/i&gt;</code>
 arrow-left-circle-fill	seta-esquerda-círculo-preenchimento	<code>&lt;i class="bi bi-arrow-left-circle-fill"&gt;&lt;/i&gt;</code>
 arrow-left-right	seta-esquerda-direita	<code>&lt;i class="bi bi-arrow-left-right"&gt;&lt;/i&gt;</code>
 arrow-left-short	seta-esquerda-curto	<code>&lt;i class="bi bi-arrow-left-short"&gt;&lt;/i&gt;</code>
 arrow-left-square	seta-esquerda-quadrado	<code>&lt;i class="bi bi-arrow-left-square"&gt;&lt;/i&gt;</code>
















Ícone	Tradução literal (by Google Translate)	Exemplo de uso
 arrow-left-square-fill	seta-esquerda-quadrado-preenchimento	<code>&lt;i class="bi bi-arrow-left-square-fill"&gt;&lt;/i&gt;</code>
 arrow-repeat	repetição de seta	<code>&lt;i class="bi bi-arrow-repeat"&gt;&lt;/i&gt;</code>
 arrow-return-left	seta-retorno-esquerda	<code>&lt;i class="bi bi-arrow-return-left"&gt;&lt;/i&gt;</code>
 arrow-return-right	seta-retorno-direita	<code>&lt;i class="bi bi-arrow-return-right"&gt;&lt;/i&gt;</code>
 arrow-right	seta para a direita	<code>&lt;i class="bi bi-arrow-right"&gt;&lt;/i&gt;</code>
 arrow-right-circle	seta-círculo-direita	<code>&lt;i class="bi bi-arrow-right-circle"&gt;&lt;/i&gt;</code>
 arrow-right-circle-fill	seta-direita-círculo-preenchimento	<code>&lt;i class="bi bi-arrow-right-circle-fill"&gt;&lt;/i&gt;</code>
 arrow-right-short	seta-direita-curto	<code>&lt;i class="bi bi-arrow-right-short"&gt;&lt;/i&gt;</code>
 arrow-right-square	seta-direita-quadrado	<code>&lt;i class="bi bi-arrow-right-square"&gt;&lt;/i&gt;</code>
 arrow-right-square-fill	seta-direita-quadrado-preenchimento	<code>&lt;i class="bi bi-arrow-right-square-fill"&gt;&lt;/i&gt;</code>
 arrow-through-heart	seta através do coração	<code>&lt;i class="bi bi-arrow-through-heart"&gt;&lt;/i&gt;</code>













Ícone	Tradução literal (by Google Translate)	Exemplo de uso
 arrow-through-heart-fill	seta-através-de-coração-preenchimento	<code>&lt;i class="bi bi-arrow-through-heart-fill"&gt;&lt;/i&gt;</code>
 arrow-up	seta para cima	<code>&lt;i class="bi bi-arrow-up"&gt;&lt;/i&gt;</code>
 arrow-up-circle	círculo de seta para cima	<code>&lt;i class="bi bi-arrow-up-circle"&gt;&lt;/i&gt;</code>
 arrow-up-circle-fill	seta para cima-círculo-preenchimento	<code>&lt;i class="bi bi-arrow-up-circle-fill"&gt;&lt;/i&gt;</code>
 arrow-up-left	seta para cima-esquerda	<code>&lt;i class="bi bi-arrow-up-left"&gt;&lt;/i&gt;</code>
 arrow-up-left-circle	seta para cima-círculo esquerdo	<code>&lt;i class="bi bi-arrow-up-left-circle"&gt;&lt;/i&gt;</code>
 arrow-up-left-circle-fill	seta para cima-círculo-esquerdo-preenchimento	<code>&lt;i class="bi bi-arrow-up-left-circle-fill"&gt;&lt;/i&gt;</code>
 arrow-up-left-square	seta para cima-quadrado esquerdo	<code>&lt;i class="bi bi-arrow-up-left-square"&gt;&lt;/i&gt;</code>
 arrow-up-left-square-fill	seta para cima-esquerda-preenchimento	<code>&lt;i class="bi bi-arrow-up-left-square-fill"&gt;&lt;/i&gt;</code>
 arrow-up-right	seta para cima-direita	<code>&lt;i class="bi bi-arrow-up-right"&gt;&lt;/i&gt;</code>
 arrow-up-right-circle	seta para cima-círculo direito	<code>&lt;i class="bi bi-arrow-up-right-circle"&gt;&lt;/i&gt;</code>
 arrow-up-right-circle-fill	seta para cima-círculo-direita-preenchimento	<code>&lt;i class="bi bi-arrow-up-right-circle-fill"&gt;&lt;/i&gt;</code>















Ícone	Tradução literal (by Google Translate)	Exemplo de uso
 arrow-up-right-square	seta para cima-quadrado direito	<code>&lt;i class="bi bi-arrow-up-right-square"&gt;&lt;/i&gt;</code>
 arrow-up-right-square-fill	seta para cima-quadrado-direito-preenchimento	<code>&lt;i class="bi bi-arrow-up-right-square-fill"&gt;&lt;/i&gt;</code>
 arrow-up-short	seta para cima	<code>&lt;i class="bi bi-arrow-up-short"&gt;&lt;/i&gt;</code>
 arrow-up-square	quadrado de seta para cima	<code>&lt;i class="bi bi-arrow-up-square"&gt;&lt;/i&gt;</code>
 arrow-up-square-fill	seta para cima-quadrado-preenchimento	<code>&lt;i class="bi bi-arrow-up-square-fill"&gt;&lt;/i&gt;</code>
 arrows-angle-contract	setas-ângulo-contrato	<code>&lt;i class="bi bi-arrows-angle-contract"&gt;&lt;/i&gt;</code>
 arrows-angle-expand	setas-ângulo-expandir	<code>&lt;i class="bi bi-arrows-angle-expand"&gt;&lt;/i&gt;</code>
 arrows-collapse	setas-recolher	<code>&lt;i class="bi bi-arrows-collapse"&gt;&lt;/i&gt;</code>
 arrows-expand	setas-expandir	<code>&lt;i class="bi bi-arrows-expand"&gt;&lt;/i&gt;</code>
 arrows-fullscreen	setas-tela cheia	<code>&lt;i class="bi bi-arrows-fullscreen"&gt;&lt;/i&gt;</code>
 arrows-move	setas-mover	<code>&lt;i class="bi bi-arrows-move"&gt;&lt;/i&gt;</code>
 aspect-ratio	proporção da tela	<code>&lt;i class="bi bi-aspect-ratio"&gt;&lt;/i&gt;</code>













Ícone		Tradução literal (by Google Translate)	Exemplo de uso
	aspect-ratio-fill	proporção-preenchimento	<code>&lt;i class="bi bi-aspect-ratio-fill"&gt;&lt;/i&gt;</code>
	asterisk	asterisco	<code>&lt;i class="bi bi-asterisk"&gt;&lt;/i&gt;</code>
	at	arroba	<code>&lt;i class="bi bi-at"&gt;&lt;/i&gt;</code>
	award	prêmio	<code>&lt;i class="bi bi-award"&gt;&lt;/i&gt;</code>
	award-fill	premiada	<code>&lt;i class="bi bi-award-fill"&gt;&lt;/i&gt;</code>
	back	de volta	<code>&lt;i class="bi bi-back"&gt;&lt;/i&gt;</code>
	backspace	retrocesso	<code>&lt;i class="bi bi-backspace"&gt;&lt;/i&gt;</code>
	backspace-fill	preenchimento de backspace	<code>&lt;i class="bi bi-backspace-fill"&gt;&lt;/i&gt;</code>
	backspace-reverse	retrocesso-reverso	<code>&lt;i class="bi bi-backspace-reverse"&gt;&lt;/i&gt;</code>
	backspace-reverse-fill	backspace-reverse-fill	<code>&lt;i class="bi bi-backspace-reverse-fill"&gt;&lt;/i&gt;</code>
	badge-3d	emblema-3d	<code>&lt;i class="bi bi-badge-3d"&gt;&lt;/i&gt;</code>
	badge-3d-fill	emblema-3d-preenchimento	<code>&lt;i class="bi bi-badge-3d-fill"&gt;&lt;/i&gt;</code>
	badge-4k	emblema-4k	<code>&lt;i class="bi bi-badge-4k"&gt;&lt;/i&gt;</code>
	badge-4k-fill	badge-4k-fill	<code>&lt;i class="bi bi-badge-4k-fill"&gt;&lt;/i&gt;</code>






Ícone		Tradução literal (by Google Translate)	Exemplo de uso
 badge-8k		emblema-8k	<code>&lt;i class="bi bi-badge-8k"&gt; &lt;/i&gt;</code>
 badge-8k-fill		emblema-8k-preenchido	<code>&lt;i class="bi bi-badge-8k- fill"&gt;&lt;/i&gt;</code>
 badge-ad		anúncio de crachá	<code>&lt;i class="bi bi-badge-ad"&gt; &lt;/i&gt;</code>
 badge-ad-fill		preenchimento de anúncio de crachá	<code>&lt;i class="bi bi-badge-ad- fill"&gt;&lt;/i&gt;</code>
 badge-ar		emblema-ar	<code>&lt;i class="bi bi-badge-ar"&gt; &lt;/i&gt;</code>
 badge-ar-fill		badge-ar-fill	<code>&lt;i class="bi bi-badge-ar- fill"&gt;&lt;/i&gt;</code>
 badge-cc		emblema-cc	<code>&lt;i class="bi bi-badge-cc"&gt; &lt;/i&gt;</code>
 badge-cc-fill		badge-cc-preencher	<code>&lt;i class="bi bi-badge-cc- fill"&gt;&lt;/i&gt;</code>
 badge-hd		emblema-hd	<code>&lt;i class="bi bi-badge-hd"&gt; &lt;/i&gt;</code>
 badge-hd-fill		badge-hd-fill	<code>&lt;i class="bi bi-badge-hd- fill"&gt;&lt;/i&gt;</code>
 badge-sd		badge-sd	<code>&lt;i class="bi bi-badge-sd"&gt; &lt;/i&gt;</code>
 badge-sd-fill		badge-sd-fill	<code>&lt;i class="bi bi-badge-sd- fill"&gt;&lt;/i&gt;</code>
 badge-tm		badge-tm	<code>&lt;i class="bi bi-badge-tm"&gt; &lt;/i&gt;</code>
 badge-tm-fill		badge-tm-fill	<code>&lt;i class="bi bi-badge-tm- fill"&gt;&lt;/i&gt;</code>
 badge-vo		badge-vo	<code>&lt;i class="bi bi-badge-vo"&gt; &lt;/i&gt;</code>

Ícone		Tradução literal (by Google Translate)	Exemplo de uso
	badge-vo-fill	crachá-vo-preencher	<code>&lt;i class="bi bi-badge-vo-fill"&gt;&lt;/i&gt;</code>
	badge-vr	badge-vr	<code>&lt;i class="bi bi-badge-vr"&gt;&lt;/i&gt;</code>
	badge-vr-fill	badge-vr-fill	<code>&lt;i class="bi bi-badge-vr-fill"&gt;&lt;/i&gt;</code>
	badge-wc	emblema-wc	<code>&lt;i class="bi bi-badge-wc"&gt;&lt;/i&gt;</code>
	badge-wc-fill	badge-wc-fill	<code>&lt;i class="bi bi-badge-wc-fill"&gt;&lt;/i&gt;</code>
	bag	sacola	<code>&lt;i class="bi bi-bag"&gt;&lt;/i&gt;</code>
	bag-check	despacho de bagagem	<code>&lt;i class="bi bi-bag-check"&gt;&lt;/i&gt;</code>
	bag-check-fill	saco-cheque-enchimento	<code>&lt;i class="bi bi-bag-check-fill"&gt;&lt;/i&gt;</code>
	bag-dash	saca-rolhas	<code>&lt;i class="bi bi-bag-dash"&gt;&lt;/i&gt;</code>
	bag-dash-fill	enchimento de saco	<code>&lt;i class="bi bi-bag-dash-fill"&gt;&lt;/i&gt;</code>
	bag-fill	encher o saco	<code>&lt;i class="bi bi-bag-fill"&gt;&lt;/i&gt;</code>
	bag-heart	saco-coração	<code>&lt;i class="bi bi-bag-heart"&gt;&lt;/i&gt;</code>
	bag-heart-fill	saco-coração-encher	<code>&lt;i class="bi bi-bag-heart-fill"&gt;&lt;/i&gt;</code>
	bag-plus	saco-plus	<code>&lt;i class="bi bi-bag-plus"&gt;&lt;/i&gt;</code>
	bag-plus-fill	saco-mais-enchimento	<code>&lt;i class="bi bi-bag-plus-fill"&gt;&lt;/i&gt;</code>














Ícone	Tradução literal (by Google Translate)	Exemplo de uso
 bag-x	saco-x	<code>&lt;i class="bi bi-bag-x"&gt;&lt;/i&gt;</code>
 bag-x-fill	saco-x-encher	<code>&lt;i class="bi bi-bag-x-fill"&gt;&lt;/i&gt;</code>
 balloon	balão	<code>&lt;i class="bi bi-balloon"&gt;&lt;/i&gt;</code>
 balloon-fill	encher balão	<code>&lt;i class="bi bi-balloon-fill"&gt;&lt;/i&gt;</code>
 balloon-heart	coração-balão	<code>&lt;i class="bi bi-balloon-heart"&gt;&lt;/i&gt;</code>
 balloon-heart-fill	balão-coração-enchimento	<code>&lt;i class="bi bi-balloon-heart-fill"&gt;&lt;/i&gt;</code>
 bandaid	curativo	<code>&lt;i class="bi bi-bandaid"&gt;&lt;/i&gt;</code>
 bandaid-fill	enchimento de bandaid	<code>&lt;i class="bi bi-bandaid-fill"&gt;&lt;/i&gt;</code>
 bank	Banco	<code>&lt;i class="bi bi-bank"&gt;&lt;/i&gt;</code>
 bank2	banco2	<code>&lt;i class="bi bi-bank2"&gt;&lt;/i&gt;</code>
 bar-chart	gráfico de barras	<code>&lt;i class="bi bi-bar-chart"&gt;&lt;/i&gt;</code>
 bar-chart-fill	preenchimento de gráfico de barras	<code>&lt;i class="bi bi-bar-chart-fill"&gt;&lt;/i&gt;</code>
 bar-chart-line	linha de gráfico de barras	<code>&lt;i class="bi bi-bar-chart-line"&gt;&lt;/i&gt;</code>
 bar-chart-line-fill	preenchimento de linha de gráfico de barras	<code>&lt;i class="bi bi-bar-chart-line-fill"&gt;&lt;/i&gt;</code>

Ícone	Tradução literal (by Google Translate)	Exemplo de uso
 bar-chart-steps	bar-chart-steps	<code>&lt;i class="bi bi-bar-chart-steps"&gt;&lt;/i&gt;</code>
 basket	cesta	<code>&lt;i class="bi bi-basket"&gt;&lt;/i&gt;</code>
 basket-fill	cesta cheia	<code>&lt;i class="bi bi-basket-fill"&gt;&lt;/i&gt;</code>
 basket2	cesta2	<code>&lt;i class="bi bi-basket2"&gt;&lt;/i&gt;</code>
 basket2-fill	cesta2-encher	<code>&lt;i class="bi bi-basket2-fill"&gt;&lt;/i&gt;</code>
 basket3	cesta3	<code>&lt;i class="bi bi-basket3"&gt;&lt;/i&gt;</code>
 basket3-fill	cesta3-encher	<code>&lt;i class="bi bi-basket3-fill"&gt;&lt;/i&gt;</code>
 battery	bateria	<code>&lt;i class="bi bi-battery"&gt;&lt;/i&gt;</code>
 battery-charging	carregamento de bateria	<code>&lt;i class="bi bi-battery-charging"&gt;&lt;/i&gt;</code>
 battery-full	bateria cheia	<code>&lt;i class="bi bi-battery-full"&gt;&lt;/i&gt;</code>
 battery-half	meia bateria	<code>&lt;i class="bi bi-battery-half"&gt;&lt;/i&gt;</code>
<b>Bē</b> behance	behance	<code>&lt;i class="bi bi-behance"&gt;&lt;/i&gt;</code>
 bell	Sino	<code>&lt;i class="bi bi-bell"&gt;&lt;/i&gt;</code>
 bell-fill	campainha	<code>&lt;i class="bi bi-bell-fill"&gt;&lt;/i&gt;</code>
 bell-slash	barra de sino	<code>&lt;i class="bi bi-bell-slash"&gt;&lt;/i&gt;</code>

Ícone	Tradução literal (by Google Translate)	Exemplo de uso
 bell-slash-fill	sino-barra-preencher	<code>&lt;i class="bi bi-bell-slash-fill"&gt;&lt;/i&gt;</code>
 bezier	bezier	<code>&lt;i class="bi bi-bezier"&gt;&lt;/i&gt;</code>
 bezier2	bezier2	<code>&lt;i class="bi bi-bezier2"&gt;&lt;/i&gt;</code>
 bicycle	bicicleta	<code>&lt;i class="bi bi-bicycle"&gt;&lt;/i&gt;</code>
 binoculars	binóculos	<code>&lt;i class="bi bi-binoculars"&gt;&lt;/i&gt;</code>
 binoculars-fill	encher binóculos	<code>&lt;i class="bi bi-binoculars-fill"&gt;&lt;/i&gt;</code>
 blockquote-left	blockquote-esquerda	<code>&lt;i class="bi bi-blockquote-left"&gt;&lt;/i&gt;</code>
 blockquote-right	blockquote-right	<code>&lt;i class="bi bi-blockquote-right"&gt;&lt;/i&gt;</code>
 bluetooth	Bluetooth	<code>&lt;i class="bi bi-bluetooth"&gt;&lt;/i&gt;</code>
 body-text	Texto de corpo	<code>&lt;i class="bi bi-body-text"&gt;&lt;/i&gt;</code>
 book	livro	<code>&lt;i class="bi bi-book"&gt;&lt;/i&gt;</code>
 book-fill	livro-encher	<code>&lt;i class="bi bi-book-fill"&gt;&lt;/i&gt;</code>
 book-half	meio livro	<code>&lt;i class="bi bi-book-half"&gt;&lt;/i&gt;</code>
 bookmark	marca páginas	<code>&lt;i class="bi bi-bookmark"&gt;&lt;/i&gt;</code>















Ícone	Tradução literal (by Google Translate)	Exemplo de uso
 bookmark-check	verificação de favoritos	<code>&lt;i class="bi bi-bookmark-check"&gt;&lt;/i&gt;</code>
 bookmark-check-fill	marcador-verificar-preencher	<code>&lt;i class="bi bi-bookmark-check-fill"&gt;&lt;/i&gt;</code>
 bookmark-dash	marcador-traço	<code>&lt;i class="bi bi-bookmark-dash"&gt;&lt;/i&gt;</code>
 bookmark-dash-fill	marcador-traço-preenchimento	<code>&lt;i class="bi bi-bookmark-dash-fill"&gt;&lt;/i&gt;</code>
 bookmark-fill	preenchimento de marcador	<code>&lt;i class="bi bi-bookmark-fill"&gt;&lt;/i&gt;</code>
 bookmark-heart	coração de marcador	<code>&lt;i class="bi bi-bookmark-heart"&gt;&lt;/i&gt;</code>
 bookmark-heart-fill	marcador-coração-preenchimento	<code>&lt;i class="bi bi-bookmark-heart-fill"&gt;&lt;/i&gt;</code>
 bookmark-plus	mais marcador	<code>&lt;i class="bi bi-bookmark-plus"&gt;&lt;/i&gt;</code>
 bookmark-plus-fill	marcador mais preenchimento	<code>&lt;i class="bi bi-bookmark-plus-fill"&gt;&lt;/i&gt;</code>
 bookmark-star	marcador-estrela	<code>&lt;i class="bi bi-bookmark-star"&gt;&lt;/i&gt;</code>
 bookmark-star-fill	marcador-estrela-preenchimento	<code>&lt;i class="bi bi-bookmark-star-fill"&gt;&lt;/i&gt;</code>
 bookmark-x	marcador-x	<code>&lt;i class="bi bi-bookmark-x"&gt;&lt;/i&gt;</code>
 bookmark-x-fill	marcador-x-preencher	<code>&lt;i class="bi bi-bookmark-x-fill"&gt;&lt;/i&gt;</code>















Ícone		Tradução literal (by Google Translate)	Exemplo de uso
	bookmarks	favoritos	<code>&lt;i class="bi bi-bookmarks"&gt; &lt;/i&gt;</code>
	bookmarks-fill	preenchimento de favoritos	<code>&lt;i class="bi bi-bookmarks- fill"&gt;&lt;/i&gt;</code>
	bookshelf	estante	<code>&lt;i class="bi bi-bookshelf"&gt; &lt;/i&gt;</code>
	boombox	caixa de som	<code>&lt;i class="bi bi-boombox"&gt;&lt;/i&gt;</code>
	boombox-fill	boombox-fill	<code>&lt;i class="bi bi-boombox- fill"&gt;&lt;/i&gt;</code>
	bootstrap	inicialização	<code>&lt;i class="bi bi-bootstrap"&gt; &lt;/i&gt;</code>
	bootstrap-fill	bootstrap-fill	<code>&lt;i class="bi bi-bootstrap- fill"&gt;&lt;/i&gt;</code>
	bootstrap-reboot	bootstrap-reboot	<code>&lt;i class="bi bi-bootstrap- reboot"&gt;&lt;/i&gt;</code>
	border	fronteira	<code>&lt;i class="bi bi-border"&gt;&lt;/i&gt;</code>
	border-all	fronteira-tudo	<code>&lt;i class="bi bi-border-all"&gt; &lt;/i&gt;</code>
	border-bottom	borda inferior	<code>&lt;i class="bi bi-border- bottom"&gt;&lt;/i&gt;</code>
	border-center	centro de fronteira	<code>&lt;i class="bi bi-border- center"&gt;&lt;/i&gt;</code>
	border-inner	fronteira interna	<code>&lt;i class="bi bi-border- inner"&gt;&lt;/i&gt;</code>
	border-left	borda esquerda	<code>&lt;i class="bi bi-border-left"&gt; &lt;/i&gt;</code>

Ícone	Tradução literal (by Google Translate)	Exemplo de uso
 border-middle	fronteira-meio	<code>&lt;i class="bi bi-border-middle"&gt;&lt;/i&gt;</code>
 border-outer	fronteira externa	<code>&lt;i class="bi bi-border-outer"&gt;&lt;/i&gt;</code>
 border-right	fronteira direita	<code>&lt;i class="bi bi-border-right"&gt;&lt;/i&gt;</code>
 border-style	estilo de borda	<code>&lt;i class="bi bi-border-style"&gt;&lt;/i&gt;</code>
 border-top	topo de fronteira	<code>&lt;i class="bi bi-border-top"&gt;&lt;/i&gt;</code>
 border-width	largura da borda	<code>&lt;i class="bi bi-border-width"&gt;&lt;/i&gt;</code>
 bounding-box	caixa delimitadora	<code>&lt;i class="bi bi-bounding-box"&gt;&lt;/i&gt;</code>
 bounding-box-circles	círculos de caixa delimitadora	<code>&lt;i class="bi bi-bounding-box-circles"&gt;&lt;/i&gt;</code>
 box	caixa	<code>&lt;i class="bi bi-box"&gt;&lt;/i&gt;</code>
 box-arrow-down	caixa-seta-baixo	<code>&lt;i class="bi bi-box-arrow-down"&gt;&lt;/i&gt;</code>
 box-arrow-down-left	caixa-seta-baixo-esquerda	<code>&lt;i class="bi bi-box-arrow-down-left"&gt;&lt;/i&gt;</code>
 box-arrow-down-right	caixa-seta-baixo-direita	<code>&lt;i class="bi bi-box-arrow-down-right"&gt;&lt;/i&gt;</code>
 box-arrow-in-down	caixa-seta para baixo	<code>&lt;i class="bi bi-box-arrow-in-down"&gt;&lt;/i&gt;</code>



Ícone	Tradução literal (by Google Translate)	Exemplo de uso
 box-arrow-in-down-left	caixa-seta-em-baixo-esquerda	<code>&lt;i class="bi bi-box-arrow-in-down-left"&gt;&lt;/i&gt;</code>
 box-arrow-in-down-right	caixa-seta-em-baixo-direita	<code>&lt;i class="bi bi-box-arrow-in-down-right"&gt;&lt;/i&gt;</code>
 box-arrow-in-left	caixa-seta-para-esquerda	<code>&lt;i class="bi bi-box-arrow-in-left"&gt;&lt;/i&gt;</code>
 box-arrow-in-right	caixa-seta-para-direita	<code>&lt;i class="bi bi-box-arrow-in-right"&gt;&lt;/i&gt;</code>
 box-arrow-in-up	caixa-seta para cima	<code>&lt;i class="bi bi-box-arrow-in-up"&gt;&lt;/i&gt;</code>
 box-arrow-in-up-left	caixa-seta-em-cima-esquerda	<code>&lt;i class="bi bi-box-arrow-in-up-left"&gt;&lt;/i&gt;</code>
 box-arrow-in-up-right	caixa-seta-em-cima-direita	<code>&lt;i class="bi bi-box-arrow-in-up-right"&gt;&lt;/i&gt;</code>
 box-arrow-left	caixa-seta-esquerda	<code>&lt;i class="bi bi-box-arrow-left"&gt;&lt;/i&gt;</code>
 box-arrow-right	caixa-seta-direita	<code>&lt;i class="bi bi-box-arrow-right"&gt;&lt;/i&gt;</code>
 box-arrow-up	caixa-seta para cima	<code>&lt;i class="bi bi-box-arrow-up"&gt;&lt;/i&gt;</code>
 box-arrow-up-left	caixa-seta-cima-esquerda	<code>&lt;i class="bi bi-box-arrow-up-left"&gt;&lt;/i&gt;</code>
 box-arrow-up-right	caixa-seta-para cima-direita	<code>&lt;i class="bi bi-box-arrow-up-right"&gt;&lt;/i&gt;</code>

Ícone		Tradução literal (by Google Translate)	Exemplo de uso
 box-seam		costura de caixa	<code>&lt;i class="bi bi-box-seam"&gt; &lt;/i&gt;</code>
 box2		caixa2	<code>&lt;i class="bi bi-box2"&gt;&lt;/i&gt;</code>
 box2-fill		caixa2-preencher	<code>&lt;i class="bi bi-box2-fill"&gt; &lt;/i&gt;</code>
 box2-heart		caixa2-coração	<code>&lt;i class="bi bi-box2-heart"&gt; &lt;/i&gt;</code>
 box2-heart-fill		box2-heart-fill	<code>&lt;i class="bi bi-box2-heart-fill"&gt;&lt;/i&gt;</code>
 boxes		caixas	<code>&lt;i class="bi bi-boxes"&gt;&lt;/i&gt;</code>
 braces		aparelho ortodôntico	<code>&lt;i class="bi bi-braces"&gt;&lt;/i&gt;</code>
 braces-asterisk		chaves-asterisco	<code>&lt;i class="bi bi-braces-asterisk"&gt;&lt;/i&gt;</code>
 bricks		tijolos	<code>&lt;i class="bi bi-bricks"&gt;&lt;/i&gt;</code>
 briefcase		pasta	<code>&lt;i class="bi bi-briefcase"&gt; &lt;/i&gt;</code>
 briefcase-fill		encher pasta	<code>&lt;i class="bi bi-briefcase-fill"&gt;&lt;/i&gt;</code>
 brightness-alt-high		brilho-alt-alto	<code>&lt;i class="bi bi-brightness-alt-high"&gt;&lt;/i&gt;</code>
 brightness-alt-high-fill		brilho-alt-alto-preenchimento	<code>&lt;i class="bi bi-brightness-alt-high-fill"&gt;&lt;/i&gt;</code>
 brightness-alt-low		brilho-alt-baixo	<code>&lt;i class="bi bi-brightness-alt-low"&gt;&lt;/i&gt;</code>















Ícone		Tradução literal (by Google Translate)	Exemplo de uso
 brightness-alt-low-fill		brilho-alt-baixo-preenchimento	<code>&lt;i class="bi bi-brightness-alt-low-fill"&gt;&lt;/i&gt;</code>
 brightness-high		alto brilho	<code>&lt;i class="bi bi-brightness-high"&gt;&lt;/i&gt;</code>
 brightness-high-fill		brilho-alto-preenchimento	<code>&lt;i class="bi bi-brightness-high-fill"&gt;&lt;/i&gt;</code>
 brightness-low		brilho baixo	<code>&lt;i class="bi bi-brightness-low"&gt;&lt;/i&gt;</code>
 brightness-low-fill		brilho-baixo-preenchimento	<code>&lt;i class="bi bi-brightness-low-fill"&gt;&lt;/i&gt;</code>
 broadcast		transmissão	<code>&lt;i class="bi bi-broadcast"&gt;&lt;/i&gt;</code>
 broadcast-pin		pino de transmissão	<code>&lt;i class="bi bi-broadcast-pin"&gt;&lt;/i&gt;</code>
 brush		escovar	<code>&lt;i class="bi bi-brush"&gt;&lt;/i&gt;</code>
 brush-fill		preenchimento de pincel	<code>&lt;i class="bi bi-brush-fill"&gt;&lt;/i&gt;</code>
 bucket		balde	<code>&lt;i class="bi bi-bucket"&gt;&lt;/i&gt;</code>
 bucket-fill		encher o balde	<code>&lt;i class="bi bi-bucket-fill"&gt;&lt;/i&gt;</code>
 bug		erro	<code>&lt;i class="bi bi-bug"&gt;&lt;/i&gt;</code>
 bug-fill		preenchimento de bug	<code>&lt;i class="bi bi-bug-fill"&gt;&lt;/i&gt;</code>
 building		construção	<code>&lt;i class="bi bi-building"&gt;&lt;/i&gt;</code>

Ícone		Tradução literal (by Google Translate)	Exemplo de uso
	bullseye	alvo	<code>&lt;i class="bi bi-bullseye"&gt;&lt;/i&gt;</code>
	calculator	calculadora	<code>&lt;i class="bi bi-calculator"&gt;&lt;/i&gt;</code>
	calculator-fill	calculadora-preencher	<code>&lt;i class="bi bi-calculator-fill"&gt;&lt;/i&gt;</code>
	calendar	calendário	<code>&lt;i class="bi bi-calendar"&gt;&lt;/i&gt;</code>
	calendar-check	verificação de calendário	<code>&lt;i class="bi bi-calendar-check"&gt;&lt;/i&gt;</code>
	calendar-check-fill	calendário-cheque-preenchimento	<code>&lt;i class="bi bi-calendar-check-fill"&gt;&lt;/i&gt;</code>
	calendar-date	data-calendário	<code>&lt;i class="bi bi-calendar-date"&gt;&lt;/i&gt;</code>
	calendar-date-fill	calendário-data-preenchimento	<code>&lt;i class="bi bi-calendar-date-fill"&gt;&lt;/i&gt;</code>
	calendar-day	dia-calendário	<code>&lt;i class="bi bi-calendar-day"&gt;&lt;/i&gt;</code>
	calendar-day-fill	preenchimento de dia-calendário	<code>&lt;i class="bi bi-calendar-day-fill"&gt;&lt;/i&gt;</code>
	calendar-event	evento-calendário	<code>&lt;i class="bi bi-calendar-event"&gt;&lt;/i&gt;</code>
	calendar-event-fill	preenchimento de evento de calendário	<code>&lt;i class="bi bi-calendar-event-fill"&gt;&lt;/i&gt;</code>
	calendar-fill	preenchimento de calendário	<code>&lt;i class="bi bi-calendar-fill"&gt;&lt;/i&gt;</code>
	calendar-heart	coração-calendário	<code>&lt;i class="bi bi-calendar-heart"&gt;&lt;/i&gt;</code>












Ícone	Tradução literal (by Google Translate)	Exemplo de uso
 calendar-heart-fill	calendário-preenchimento de coração	<code>&lt;i class="bi bi-calendar-heart-fill"&gt;&lt;/i&gt;</code>
 calendar-minus	calendário-menos	<code>&lt;i class="bi bi-calendar-minus"&gt;&lt;/i&gt;</code>
 calendar-minus-fill	calendário-menos-preenchimento	<code>&lt;i class="bi bi-calendar-minus-fill"&gt;&lt;/i&gt;</code>
 calendar-month	mês do calendário	<code>&lt;i class="bi bi-calendar-month"&gt;&lt;/i&gt;</code>
 calendar-month-fill	calendário-mês-preenchimento	<code>&lt;i class="bi bi-calendar-month-fill"&gt;&lt;/i&gt;</code>
 calendar-plus	calendário mais	<code>&lt;i class="bi bi-calendar-plus"&gt;&lt;/i&gt;</code>
 calendar-plus-fill	calendário-mais-preenchimento	<code>&lt;i class="bi bi-calendar-plus-fill"&gt;&lt;/i&gt;</code>
 calendar-range	intervalo de calendário	<code>&lt;i class="bi bi-calendar-range"&gt;&lt;/i&gt;</code>
 calendar-range-fill	preenchimento de intervalo de calendário	<code>&lt;i class="bi bi-calendar-range-fill"&gt;&lt;/i&gt;</code>
 calendar-week	semana-calendário	<code>&lt;i class="bi bi-calendar-week"&gt;&lt;/i&gt;</code>
 calendar-week-fill	calendário-semana-preenchimento	<code>&lt;i class="bi bi-calendar-week-fill"&gt;&lt;/i&gt;</code>
 calendar-x	calendário-x	<code>&lt;i class="bi bi-calendar-x"&gt;&lt;/i&gt;</code>
 calendar-x-fill	calendário-x-preencher	<code>&lt;i class="bi bi-calendar-x-fill"&gt;&lt;/i&gt;</code>














Ícone	Tradução literal (by Google Translate)	Exemplo de uso
 calendar2	calendário2	<code>&lt;i class="bi bi-calendar2"&gt; &lt;/i&gt;</code>
 calendar2-check	calendar2-check	<code>&lt;i class="bi bi-calendar2-check"&gt;&lt;/i&gt;</code>
 calendar2-check-fill	calendar2-check-fill	<code>&lt;i class="bi bi-calendar2-check-fill"&gt;&lt;/i&gt;</code>
 calendar2-date	calendar2-date	<code>&lt;i class="bi bi-calendar2-date"&gt;&lt;/i&gt;</code>
 calendar2-date-fill	calendar2-date-fill	<code>&lt;i class="bi bi-calendar2-date-fill"&gt;&lt;/i&gt;</code>
 calendar2-day	calendário2 dias	<code>&lt;i class="bi bi-calendar2-day"&gt;&lt;/i&gt;</code>
 calendar2-day-fill	calendar2-day-preenchimento	<code>&lt;i class="bi bi-calendar2-day-fill"&gt;&lt;/i&gt;</code>
 calendar2-event	calendar2-evento	<code>&lt;i class="bi bi-calendar2-event"&gt;&lt;/i&gt;</code>
 calendar2-event-fill	calendar2-evento-preenchimento	<code>&lt;i class="bi bi-calendar2-event-fill"&gt;&lt;/i&gt;</code>
 calendar2-fill	calendar2-preencher	<code>&lt;i class="bi bi-calendar2-fill"&gt;&lt;/i&gt;</code>
 calendar2-heart	calendário2-coração	<code>&lt;i class="bi bi-calendar2-heart"&gt;&lt;/i&gt;</code>
 calendar2-heart-fill	calendar2-heart-fill	<code>&lt;i class="bi bi-calendar2-heart-fill"&gt;&lt;/i&gt;</code>

Ícone	Tradução literal (by Google Translate)	Exemplo de uso
 calendar2-minus	calendar2-minus	<code>&lt;i class="bi bi-calendar2-minus"&gt;&lt;/i&gt;</code>
 calendar2-minus-fill	calendar2-minus-fill	<code>&lt;i class="bi bi-calendar2-minus-fill"&gt;&lt;/i&gt;</code>
 calendar2-month	calendário2 meses	<code>&lt;i class="bi bi-calendar2-month"&gt;&lt;/i&gt;</code>
 calendar2-month-fill	calendar2-month-fill	<code>&lt;i class="bi bi-calendar2-month-fill"&gt;&lt;/i&gt;</code>
 calendar2-plus	calendar2-plus	<code>&lt;i class="bi bi-calendar2-plus"&gt;&lt;/i&gt;</code>
 calendar2-plus-fill	calendar2-plus-fill	<code>&lt;i class="bi bi-calendar2-plus-fill"&gt;&lt;/i&gt;</code>
 calendar2-range	calendar2-range	<code>&lt;i class="bi bi-calendar2-range"&gt;&lt;/i&gt;</code>
 calendar2-range-fill	calendar2-range-fill	<code>&lt;i class="bi bi-calendar2-range-fill"&gt;&lt;/i&gt;</code>
 calendar2-week	calendário2 semanas	<code>&lt;i class="bi bi-calendar2-week"&gt;&lt;/i&gt;</code>
 calendar2-week-fill	calendar2-week-preenchimento	<code>&lt;i class="bi bi-calendar2-week-fill"&gt;&lt;/i&gt;</code>
 calendar2-x	calendário2-x	<code>&lt;i class="bi bi-calendar2-x"&gt;&lt;/i&gt;</code>
 calendar2-x-fill	calendar2-x-preencher	<code>&lt;i class="bi bi-calendar2-x-fill"&gt;&lt;/i&gt;</code>















Ícone	Tradução literal (by Google Translate)	Exemplo de uso
 calendar3	calendário3	<code>&lt;i class="bi bi-calendar3"&gt; &lt;/i&gt;</code>
 calendar3-event	calendar3-evento	<code>&lt;i class="bi bi-calendar3- event"&gt;&lt;/i&gt;</code>
 calendar3- event-fill	calendar3-evento- preenchimento	<code>&lt;i class="bi bi-calendar3- event-fill"&gt;&lt;/i&gt;</code>
 calendar3-fill	calendar3-preencher	<code>&lt;i class="bi bi-calendar3- fill"&gt;&lt;/i&gt;</code>
 calendar3-range	calendar3-range	<code>&lt;i class="bi bi-calendar3- range"&gt;&lt;/i&gt;</code>
 calendar3- range-fill	calendar3-range-fill	<code>&lt;i class="bi bi-calendar3- range-fill"&gt;&lt;/i&gt;</code>
 calendar3-week	calendário3 semanas	<code>&lt;i class="bi bi-calendar3- week"&gt;&lt;/i&gt;</code>
 calendar3- week-fill	calendar3-week- preenchimento	<code>&lt;i class="bi bi-calendar3- week-fill"&gt;&lt;/i&gt;</code>
 calendar4	calendário4	<code>&lt;i class="bi bi-calendar4"&gt; &lt;/i&gt;</code>
 calendar4-event	calendar4-evento	<code>&lt;i class="bi bi-calendar4- event"&gt;&lt;/i&gt;</code>
 calendar4-range	calendar4-range	<code>&lt;i class="bi bi-calendar4- range"&gt;&lt;/i&gt;</code>
 calendar4-week	calendário4 semanas	<code>&lt;i class="bi bi-calendar4- week"&gt;&lt;/i&gt;</code>
 camera	Câmera	<code>&lt;i class="bi bi-camera"&gt;&lt;/i&gt;</code>
 camera-fill	preenchimento de câmera	<code>&lt;i class="bi bi-camera-fill"&gt; &lt;/i&gt;</code>




























Ícone	Tradução literal (by Google Translate)	Exemplo de uso
 camera-reels	rolos de câmera	<code>&lt;i class="bi bi-camera-reels"&gt;&lt;/i&gt;</code>
 camera-reels-fill	câmera-reels-preenchimento	<code>&lt;i class="bi bi-camera-reels-fill"&gt;&lt;/i&gt;</code>
 camera-video	câmera-vídeo	<code>&lt;i class="bi bi-camera-video"&gt;&lt;/i&gt;</code>
 camera-video-fill	câmera-vídeo-preenchimento	<code>&lt;i class="bi bi-camera-video-fill"&gt;&lt;/i&gt;</code>
 camera-video-off	câmera-vídeo-desligado	<code>&lt;i class="bi bi-camera-video-off"&gt;&lt;/i&gt;</code>
 camera-video-off-fill	câmera-vídeo-off-fill	<code>&lt;i class="bi bi-camera-video-off-fill"&gt;&lt;/i&gt;</code>
 camera2	câmera2	<code>&lt;i class="bi bi-camera2"&gt;&lt;/i&gt;</code>
 capslock	Caps Lock	<code>&lt;i class="bi bi-capslock"&gt;&lt;/i&gt;</code>
 capslock-fill	capslock-fill	<code>&lt;i class="bi bi-capslock-fill"&gt;&lt;/i&gt;</code>
 card-checklist	check-list de cartão	<code>&lt;i class="bi bi-card-checklist"&gt;&lt;/i&gt;</code>
 card-heading	cabeçalho do cartão	<code>&lt;i class="bi bi-card-heading"&gt;&lt;/i&gt;</code>
 card-image	cartão-imagem	<code>&lt;i class="bi bi-card-image"&gt;&lt;/i&gt;</code>
 card-list	lista de cartas	<code>&lt;i class="bi bi-card-list"&gt;&lt;/i&gt;</code>
 card-text	cartão-texto	<code>&lt;i class="bi bi-card-text"&gt;&lt;/i&gt;</code>














Ícone	Tradução literal (by Google Translate)	Exemplo de uso
 caret-down	seta baixo	<code>&lt;i class="bi bi-caret-down"&gt;&lt;/i&gt;</code>
 caret-down-fill	seta baixo preenchida	<code>&lt;i class="bi bi-caret-down-fill"&gt;&lt;/i&gt;</code>
 caret-down-square	seta baixo quadrado	<code>&lt;i class="bi bi-caret-down-square"&gt;&lt;/i&gt;</code>
 caret-down-square-fill	seta baixo preenchida e quadrada	<code>&lt;i class="bi bi-caret-down-square-fill"&gt;&lt;/i&gt;</code>
 caret-left	seta esquerda	<code>&lt;i class="bi bi-caret-left"&gt;&lt;/i&gt;</code>
 caret-left-fill	seta esquerda com preenchimento	<code>&lt;i class="bi bi-caret-left-fill"&gt;&lt;/i&gt;</code>
 caret-left-square	seta esquerda quadrada	<code>&lt;i class="bi bi-caret-left-square"&gt;&lt;/i&gt;</code>
 caret-left-square-fill	seta esquerda quadrada com preenchimento	<code>&lt;i class="bi bi-caret-left-square-fill"&gt;&lt;/i&gt;</code>
 caret-right	seta direita	<code>&lt;i class="bi bi-caret-right"&gt;&lt;/i&gt;</code>
 caret-right-fill	seta direita preenchida	<code>&lt;i class="bi bi-caret-right-fill"&gt;&lt;/i&gt;</code>
 caret-right-square	seta direita quadrado	<code>&lt;i class="bi bi-caret-right-square"&gt;&lt;/i&gt;</code>
 caret-right-square-fill	seta direita quadrada preenchimento	<code>&lt;i class="bi bi-caret-right-square-fill"&gt;&lt;/i&gt;</code>
 caret-up	seta superior	<code>&lt;i class="bi bi-caret-up"&gt;&lt;/i&gt;</code>













Ícone	Tradução literal (by Google Translate)	Exemplo de uso
 caret-up-fill	seta superior preenchimento	<code>&lt;i class="bi bi-caret-up-fill"&gt;&lt;/i&gt;</code>
 caret-up-square	seta superior quadrado	<code>&lt;i class="bi bi-caret-up-square"&gt;&lt;/i&gt;</code>
 caret-up-square-fill	seta superior preenchimento de quadrado	<code>&lt;i class="bi bi-caret-up-square-fill"&gt;&lt;/i&gt;</code>
 cart	carrinho	<code>&lt;i class="bi bi-cart"&gt;&lt;/i&gt;</code>
 cart-check	verificação de carrinho	<code>&lt;i class="bi bi-cart-check"&gt;&lt;/i&gt;</code>
 cart-check-fill	carrinho-cheque-preenchimento	<code>&lt;i class="bi bi-cart-check-fill"&gt;&lt;/i&gt;</code>
 cart-dash	carroça	<code>&lt;i class="bi bi-cart-dash"&gt;&lt;/i&gt;</code>
 cart-dash-fill	carrinho-traço-preenchido	<code>&lt;i class="bi bi-cart-dash-fill"&gt;&lt;/i&gt;</code>
 cart-fill	carrinho cheio	<code>&lt;i class="bi bi-cart-fill"&gt;&lt;/i&gt;</code>
 cart-plus	carrinho-plus	<code>&lt;i class="bi bi-cart-plus"&gt;&lt;/i&gt;</code>
 cart-plus-fill	carrinho-mais-enchimento	<code>&lt;i class="bi bi-cart-plus-fill"&gt;&lt;/i&gt;</code>
 cart-x	carrinho-x	<code>&lt;i class="bi bi-cart-x"&gt;&lt;/i&gt;</code>
 cart-x-fill	carrinho-x-encher	<code>&lt;i class="bi bi-cart-x-fill"&gt;&lt;/i&gt;</code>
 cart2	carrinho2	<code>&lt;i class="bi bi-cart2"&gt;&lt;/i&gt;</code>

Ícone	Tradução literal (by Google Translate)	Exemplo de uso
 cart3	carrinho3	<code>&lt;i class="bi bi-cart3"&gt;&lt;/i&gt;</code>
 cart4	carrinho4	<code>&lt;i class="bi bi-cart4"&gt;&lt;/i&gt;</code>
 cash	dinheiro	<code>&lt;i class="bi bi-cash"&gt;&lt;/i&gt;</code>
 cash-coin	moeda de dinheiro	<code>&lt;i class="bi bi-cash-coin"&gt;&lt;/i&gt;</code>
 cash-stack	pilha de dinheiro	<code>&lt;i class="bi bi-cash-stack"&gt;&lt;/i&gt;</code>
 cast	fundida	<code>&lt;i class="bi bi-cast"&gt;&lt;/i&gt;</code>
 chat	bater papo	<code>&lt;i class="bi bi-chat"&gt;&lt;/i&gt;</code>
 chat-dots	pontos de bate-papo	<code>&lt;i class="bi bi-chat-dots"&gt;&lt;/i&gt;</code>
 chat-dots-fill	bate-papo-pontos-preenchimento	<code>&lt;i class="bi bi-chat-dots-fill"&gt;&lt;/i&gt;</code>
 chat-fill	preenchimento de bate-papo	<code>&lt;i class="bi bi-chat-fill"&gt;&lt;/i&gt;</code>
 chat-heart	bate-papo-coração	<code>&lt;i class="bi bi-chat-heart"&gt;&lt;/i&gt;</code>
 chat-heart-fill	bate-papo-preenchimento-coração	<code>&lt;i class="bi bi-chat-heart-fill"&gt;&lt;/i&gt;</code>
 chat-left	chat-esquerda	<code>&lt;i class="bi bi-chat-left"&gt;&lt;/i&gt;</code>
 chat-left-dots	chat-left-dots	<code>&lt;i class="bi bi-chat-left-dots"&gt;&lt;/i&gt;</code>

Ícone		Tradução literal (by Google Translate)	Exemplo de uso
 chat-left-dots-fill		chat-left-dots-fill	<code>&lt;i class="bi bi-chat-left-dots-fill"&gt;&lt;/i&gt;</code>
 chat-left-fill		chat-left-fill	<code>&lt;i class="bi bi-chat-left-fill"&gt;&lt;/i&gt;</code>
 chat-left-heart		bate-papo-esquerdo-coração	<code>&lt;i class="bi bi-chat-left-heart"&gt;&lt;/i&gt;</code>
 chat-left-heart-fill		bate-papo-esquerdo-coração-preenchimento	<code>&lt;i class="bi bi-chat-left-heart-fill"&gt;&lt;/i&gt;</code>
 chat-left-quote		chat-esquerda-citação	<code>&lt;i class="bi bi-chat-left-quote"&gt;&lt;/i&gt;</code>
 chat-left-quote-fill		chat-esquerda-citação-preencher	<code>&lt;i class="bi bi-chat-left-quote-fill"&gt;&lt;/i&gt;</code>
 chat-left-text		chat-esquerda-texto	<code>&lt;i class="bi bi-chat-left-text"&gt;&lt;/i&gt;</code>
 chat-left-text-fill		chat-esquerdo-texto-preenchimento	<code>&lt;i class="bi bi-chat-left-text-fill"&gt;&lt;/i&gt;</code>
 chat-quote		chat-citação	<code>&lt;i class="bi bi-chat-quote"&gt;&lt;/i&gt;</code>
 chat-quote-fill		chat-citação-preenchimento	<code>&lt;i class="bi bi-chat-quote-fill"&gt;&lt;/i&gt;</code>
 chat-right		chat-right	<code>&lt;i class="bi bi-chat-right"&gt;&lt;/i&gt;</code>
 chat-right-dots		chat-right-dots	<code>&lt;i class="bi bi-chat-right-dots"&gt;&lt;/i&gt;</code>
 chat-right-dots-fill		chat-right-dots-preenchimento	<code>&lt;i class="bi bi-chat-right-dots-fill"&gt;&lt;/i&gt;</code>















Ícone	Tradução literal (by Google Translate)	Exemplo de uso
 chat-right-fill	chat-right-fill	<code>&lt;i class="bi bi-chat-right-fill"&gt;&lt;/i&gt;</code>
 chat-right-heart	chat-right-heart	<code>&lt;i class="bi bi-chat-right-heart"&gt;&lt;/i&gt;</code>
 chat-right-heart-fill	chat-right-heart-preenchimento	<code>&lt;i class="bi bi-chat-right-heart-fill"&gt;&lt;/i&gt;</code>
 chat-right-quote	chat-right-citação	<code>&lt;i class="bi bi-chat-right-quote"&gt;&lt;/i&gt;</code>
 chat-right-quote-fill	chat-right-quote-fill	<code>&lt;i class="bi bi-chat-right-quote-fill"&gt;&lt;/i&gt;</code>
 chat-right-text	chat-right-text	<code>&lt;i class="bi bi-chat-right-text"&gt;&lt;/i&gt;</code>
 chat-right-text-fill	chat-right-text-fill	<code>&lt;i class="bi bi-chat-right-text-fill"&gt;&lt;/i&gt;</code>
 chat-square	chat-square	<code>&lt;i class="bi bi-chat-square"&gt;&lt;/i&gt;</code>
 chat-square-dots	chat-square-dots	<code>&lt;i class="bi bi-chat-square-dots"&gt;&lt;/i&gt;</code>
 chat-square-dots-fill	chat-square-dots-preenchimento	<code>&lt;i class="bi bi-chat-square-dots-fill"&gt;&lt;/i&gt;</code>
 chat-square-fill	chat-square-fill	<code>&lt;i class="bi bi-chat-square-fill"&gt;&lt;/i&gt;</code>
 chat-square-heart	bate-papo-coração-quadrado	<code>&lt;i class="bi bi-chat-square-heart"&gt;&lt;/i&gt;</code>

Ícone	Tradução literal (by Google Translate)	Exemplo de uso
 chat-square-heart-fill	chat-quadrado-coração-preenchimento	<code>&lt;i class="bi bi-chat-square-heart-fill"&gt;&lt;/i&gt;</code>
 chat-square-quote	chat-quadrado-citação	<code>&lt;i class="bi bi-chat-square-quote"&gt;&lt;/i&gt;</code>
 chat-square-quote-fill	chat-quadrado-citação-preenchimento	<code>&lt;i class="bi bi-chat-square-quote-fill"&gt;&lt;/i&gt;</code>
 chat-square-text	chat-quadrado-texto	<code>&lt;i class="bi bi-chat-square-text"&gt;&lt;/i&gt;</code>
 chat-square-text-fill	chat-square-text-fill	<code>&lt;i class="bi bi-chat-square-text-fill"&gt;&lt;/i&gt;</code>
 chat-text	chat-texto	<code>&lt;i class="bi bi-chat-text"&gt;&lt;/i&gt;</code>
 chat-text-fill	preenchimento de texto de bate-papo	<code>&lt;i class="bi bi-chat-text-fill"&gt;&lt;/i&gt;</code>
 check	Verifica	<code>&lt;i class="bi bi-check"&gt;&lt;/i&gt;</code>
 check-all	check-all	<code>&lt;i class="bi bi-check-all"&gt;&lt;/i&gt;</code>
 check-circle	círculo de verificação	<code>&lt;i class="bi bi-check-circle"&gt;&lt;/i&gt;</code>
 check-circle-fill	cheque-círculo-preenchimento	<code>&lt;i class="bi bi-check-circle-fill"&gt;&lt;/i&gt;</code>
 check-lg	check-lg	<code>&lt;i class="bi bi-check-lg"&gt;&lt;/i&gt;</code>
 check-square	check-quadrado	<code>&lt;i class="bi bi-check-square"&gt;&lt;/i&gt;</code>






Ícone	Tradução literal (by Google Translate)	Exemplo de uso
 check-square-fill	check-square-fill	<code>&lt;i class="bi bi-check-square-fill"&gt;&lt;/i&gt;</code>
 check2	cheque2	<code>&lt;i class="bi bi-check2"&gt;&lt;/i&gt;</code>
 check2-all	check2-all	<code>&lt;i class="bi bi-check2-all"&gt;&lt;/i&gt;</code>
 check2-circle	check2-círculo	<code>&lt;i class="bi bi-check2-circle"&gt;&lt;/i&gt;</code>
 check2-square	check2-square	<code>&lt;i class="bi bi-check2-square"&gt;&lt;/i&gt;</code>
 chevron-bar-contract	chevron-bar-contrato	<code>&lt;i class="bi bi-chevron-bar-contract"&gt;&lt;/i&gt;</code>
 chevron-bar-down	chevron-bar-down	<code>&lt;i class="bi bi-chevron-bar-down"&gt;&lt;/i&gt;</code>
 chevron-bar-expand	chevron-bar-expand	<code>&lt;i class="bi bi-chevron-bar-expand"&gt;&lt;/i&gt;</code>
 chevron-bar-left	chevron-bar-esquerda	<code>&lt;i class="bi bi-chevron-bar-left"&gt;&lt;/i&gt;</code>
 chevron-bar-right	chevron-bar-right	<code>&lt;i class="bi bi-chevron-bar-right"&gt;&lt;/i&gt;</code>
 chevron-bar-up	chevron-bar-up	<code>&lt;i class="bi bi-chevron-bar-up"&gt;&lt;/i&gt;</code>
 chevron-compact-down	chevron-compact-down	<code>&lt;i class="bi bi-chevron-compact-down"&gt;&lt;/i&gt;</code>

















Ícone	Tradução literal (by Google Translate)	Exemplo de uso
 chevron-compact-left	chevron-compact-left	<code>&lt;i class="bi bi-chevron-compact-left"&gt;&lt;/i&gt;</code>
 chevron-compact-right	chevron-compact-right	<code>&lt;i class="bi bi-chevron-compact-right"&gt;&lt;/i&gt;</code>
 chevron-compact-up	chevron-compact-up	<code>&lt;i class="bi bi-chevron-compact-up"&gt;&lt;/i&gt;</code>
 chevron-contract	contrato chevron	<code>&lt;i class="bi bi-chevron-contract"&gt;&lt;/i&gt;</code>
 chevron-double-down	chevron-double-down	<code>&lt;i class="bi bi-chevron-double-down"&gt;&lt;/i&gt;</code>
 chevron-double-left	chevron-duplo-esquerdo	<code>&lt;i class="bi bi-chevron-double-left"&gt;&lt;/i&gt;</code>
 chevron-double-right	chevron-duplo-direito	<code>&lt;i class="bi bi-chevron-double-right"&gt;&lt;/i&gt;</code>
 chevron-double-up	chevron-double-up	<code>&lt;i class="bi bi-chevron-double-up"&gt;&lt;/i&gt;</code>
 chevron-down	chevron-down	<code>&lt;i class="bi bi-chevron-down"&gt;&lt;/i&gt;</code>
 chevron-expand	expansão chevron	<code>&lt;i class="bi bi-chevron-expand"&gt;&lt;/i&gt;</code>
 chevron-left	chevron-esquerda	<code>&lt;i class="bi bi-chevron-left"&gt;&lt;/i&gt;</code>
 chevron-right	divisa direita	<code>&lt;i class="bi bi-chevron-right"&gt;&lt;/i&gt;</code>














Ícone	Tradução literal (by Google Translate)	Exemplo de uso
 chevron-up	chevron up	<code>&lt;i class="bi bi-chevron-up"&gt; &lt;/i&gt;</code>
 circle	círculo	<code>&lt;i class="bi bi-circle"&gt;&lt;/i&gt;</code>
 circle-fill	preenchimento de círculo	<code>&lt;i class="bi bi-circle-fill"&gt; &lt;/i&gt;</code>
 circle-half	meio círculo	<code>&lt;i class="bi bi-circle-half"&gt; &lt;/i&gt;</code>
 circle-square	círculo quadrado	<code>&lt;i class="bi bi-circle-square"&gt;&lt;/i&gt;</code>
 clipboard	prancheta	<code>&lt;i class="bi bi-clipboard"&gt; &lt;/i&gt;</code>
 clipboard-check	verificação da área de transferência	<code>&lt;i class="bi bi-clipboard-check"&gt;&lt;/i&gt;</code>
 clipboard-check-fill	clipboard-check-fill	<code>&lt;i class="bi bi-clipboard-check-fill"&gt;&lt;/i&gt;</code>
 clipboard-data	dados da área de transferência	<code>&lt;i class="bi bi-clipboard-data"&gt;&lt;/i&gt;</code>
 clipboard-data-fill	preenchimento de dados da área de transferência	<code>&lt;i class="bi bi-clipboard-data-fill"&gt;&lt;/i&gt;</code>
 clipboard-fill	preenchimento de área de transferência	<code>&lt;i class="bi bi-clipboard-fill"&gt;&lt;/i&gt;</code>
 clipboard-heart	coração-prancheta	<code>&lt;i class="bi bi-clipboard-heart"&gt;&lt;/i&gt;</code>
 clipboard-heart-fill	clipboard-heart-fill	<code>&lt;i class="bi bi-clipboard-heart-fill"&gt;&lt;/i&gt;</code>
 clipboard-minus	área de transferência menos	<code>&lt;i class="bi bi-clipboard-minus"&gt;&lt;/i&gt;</code>
















Ícone	Tradução literal (by Google Translate)	Exemplo de uso
 clipboard-minus-fill	área de transferência-menos-preenchimento	<code>&lt;i class="bi bi-clipboard-minus-fill"&gt;&lt;/i&gt;</code>
 clipboard-plus	área de transferência mais	<code>&lt;i class="bi bi-clipboard-plus"&gt;&lt;/i&gt;</code>
 clipboard-plus-fill	área de transferência mais preenchimento	<code>&lt;i class="bi bi-clipboard-plus-fill"&gt;&lt;/i&gt;</code>
 clipboard-pulse	pulso de prancheta	<code>&lt;i class="bi bi-clipboard-pulse"&gt;&lt;/i&gt;</code>
 clipboard-x	prancheta-x	<code>&lt;i class="bi bi-clipboard-x"&gt;&lt;/i&gt;</code>
 clipboard-x-fill	área de transferência-x-preencher	<code>&lt;i class="bi bi-clipboard-x-fill"&gt;&lt;/i&gt;</code>
 clipboard2	prancheta2	<code>&lt;i class="bi bi-clipboard2"&gt;&lt;/i&gt;</code>
 clipboard2-check	checkboard2-check	<code>&lt;i class="bi bi-clipboard2-check"&gt;&lt;/i&gt;</code>
 clipboard2-check-fill	prancheta2-check-fill	<code>&lt;i class="bi bi-clipboard2-check-fill"&gt;&lt;/i&gt;</code>
 clipboard2-data	clipboard2-data	<code>&lt;i class="bi bi-clipboard2-data"&gt;&lt;/i&gt;</code>
 clipboard2-data-fill	área de transferência2-preenchimento de dados	<code>&lt;i class="bi bi-clipboard2-data-fill"&gt;&lt;/i&gt;</code>
 clipboard2-fill	área de transferência2-preencher	<code>&lt;i class="bi bi-clipboard2-fill"&gt;&lt;/i&gt;</code>
 clipboard2-heart	área de transferência2-coração	<code>&lt;i class="bi bi-clipboard2-heart"&gt;&lt;/i&gt;</code>

Ícone	Tradução literal (by Google Translate)	Exemplo de uso
 clipboard2-heart-fill	clipboard2-heart-fill	<code>&lt;i class="bi bi-clipboard2-heart-fill"&gt;&lt;/i&gt;</code>
 clipboard2-minus	área de transferência2-minus	<code>&lt;i class="bi bi-clipboard2-minus"&gt;&lt;/i&gt;</code>
 clipboard2-minus-fill	área de transferência2-minus-fill	<code>&lt;i class="bi bi-clipboard2-minus-fill"&gt;&lt;/i&gt;</code>
 clipboard2-plus	área de transferência2-plus	<code>&lt;i class="bi bi-clipboard2-plus"&gt;&lt;/i&gt;</code>
 clipboard2-plus-fill	área de transferência2-mais-preenchimento	<code>&lt;i class="bi bi-clipboard2-plus-fill"&gt;&lt;/i&gt;</code>
 clipboard2-pulse	prancheta2-pulse	<code>&lt;i class="bi bi-clipboard2-pulse"&gt;&lt;/i&gt;</code>
 clipboard2-pulse-fill	área de transferência2-pulse-fill	<code>&lt;i class="bi bi-clipboard2-pulse-fill"&gt;&lt;/i&gt;</code>
 clipboard2-x	área de transferência2-x	<code>&lt;i class="bi bi-clipboard2-x"&gt;&lt;/i&gt;</code>
 clipboard2-x-fill	área de transferência2-x-preencher	<code>&lt;i class="bi bi-clipboard2-x-fill"&gt;&lt;/i&gt;</code>
 clock	relógio	<code>&lt;i class="bi bi-clock"&gt;&lt;/i&gt;</code>
 clock-fill	encher o relógio	<code>&lt;i class="bi bi-clock-fill"&gt;&lt;/i&gt;</code>
 clock-history	história do relógio	<code>&lt;i class="bi bi-clock-history"&gt;&lt;/i&gt;</code>
 cloud	nuvem	<code>&lt;i class="bi bi-cloud"&gt;&lt;/i&gt;</code>















Ícone	Tradução literal (by Google Translate)	Exemplo de uso
 cloud-arrow-down	seta para baixo na nuvem	<code>&lt;i class="bi bi-cloud-arrow-down"&gt;&lt;/i&gt;</code>
 cloud-arrow-down-fill	nuvem-seta-baixo-preenchimento	<code>&lt;i class="bi bi-cloud-arrow-down-fill"&gt;&lt;/i&gt;</code>
 cloud-arrow-up	nuvem-seta para cima	<code>&lt;i class="bi bi-cloud-arrow-up"&gt;&lt;/i&gt;</code>
 cloud-arrow-up-fill	nuvem-seta-para cima-preenchimento	<code>&lt;i class="bi bi-cloud-arrow-up-fill"&gt;&lt;/i&gt;</code>
 cloud-check	verificação de nuvem	<code>&lt;i class="bi bi-cloud-check"&gt;&lt;/i&gt;</code>
 cloud-check-fill	cloud-check-fill	<code>&lt;i class="bi bi-cloud-check-fill"&gt;&lt;/i&gt;</code>
 cloud-download	download na nuvem	<code>&lt;i class="bi bi-cloud-download"&gt;&lt;/i&gt;</code>
 cloud-download-fill	nuvem-baixar-preencher	<code>&lt;i class="bi bi-cloud-download-fill"&gt;&lt;/i&gt;</code>
 cloud-drizzle	chuveiro	<code>&lt;i class="bi bi-cloud-drizzle"&gt;&lt;/i&gt;</code>
 cloud-drizzle-fill	nuvem-chuva-encher	<code>&lt;i class="bi bi-cloud-drizzle-fill"&gt;&lt;/i&gt;</code>
 cloud-fill	preenchimento de nuvens	<code>&lt;i class="bi bi-cloud-fill"&gt;&lt;/i&gt;</code>
 cloud-fog	neblina	<code>&lt;i class="bi bi-cloud-fog"&gt;&lt;/i&gt;</code>
 cloud-fog-fill	nuvem-nevoeiro-preenchimento	<code>&lt;i class="bi bi-cloud-fog-fill"&gt;&lt;/i&gt;</code>

Ícone	Tradução literal (by Google Translate)	Exemplo de uso
 cloud-fog2	nuvem-nevoeiro2	<code>&lt;i class="bi bi-cloud-fog2"&gt;&lt;/i&gt;</code>
 cloud-fog2-fill	cloud-fog2-fill	<code>&lt;i class="bi bi-cloud-fog2-fill"&gt;&lt;/i&gt;</code>
 cloud-hail	granizo	<code>&lt;i class="bi bi-cloud-hail"&gt;&lt;/i&gt;</code>
 cloud-hail-fill	nuvem-granizo-preenchimento	<code>&lt;i class="bi bi-cloud-hail-fill"&gt;&lt;/i&gt;</code>
 cloud-haze	neblina	<code>&lt;i class="bi bi-cloud-haze"&gt;&lt;/i&gt;</code>
 cloud-haze-fill	nuvem-neblina-preenchimento	<code>&lt;i class="bi bi-cloud-haze-fill"&gt;&lt;/i&gt;</code>
 cloud-haze2	nuvem-neblina2	<code>&lt;i class="bi bi-cloud-haze2"&gt;&lt;/i&gt;</code>
 cloud-haze2-fill	cloud-haze2-fill	<code>&lt;i class="bi bi-cloud-haze2-fill"&gt;&lt;/i&gt;</code>
 cloud-lightning	relâmpago de nuvens	<code>&lt;i class="bi bi-cloud-lightning"&gt;&lt;/i&gt;</code>
 cloud-lightning-fill	nuvem-relâmpago-preencher	<code>&lt;i class="bi bi-cloud-lightning-fill"&gt;&lt;/i&gt;</code>
 cloud-lightning-rain	nuvem-relâmpago-chuva	<code>&lt;i class="bi bi-cloud-lightning-rain"&gt;&lt;/i&gt;</code>
 cloud-lightning-rain-fill	nuvem-relâmpago-chuva-preenchimento	<code>&lt;i class="bi bi-cloud-lightning-rain-fill"&gt;&lt;/i&gt;</code>
 cloud-minus	menos nuvem	<code>&lt;i class="bi bi-cloud-minus"&gt;&lt;/i&gt;</code>
 cloud-minus-fill	nuvem-menos-preenchimento	<code>&lt;i class="bi bi-cloud-minus-fill"&gt;&lt;/i&gt;</code>












Ícone		Tradução literal (by Google Translate)	Exemplo de uso
	cloud-moon	nuvem-lua	<code>&lt;i class="bi bi-cloud-moon"&gt;&lt;/i&gt;</code>
	cloud-moon-fill	nuvem-lua-preenchimento	<code>&lt;i class="bi bi-cloud-moon-fill"&gt;&lt;/i&gt;</code>
	cloud-plus	nuvem mais	<code>&lt;i class="bi bi-cloud-plus"&gt;&lt;/i&gt;</code>
	cloud-plus-fill	nuvem-mais-preenchimento	<code>&lt;i class="bi bi-cloud-plus-fill"&gt;&lt;/i&gt;</code>
	cloud-rain	chuva-nuvem	<code>&lt;i class="bi bi-cloud-rain"&gt;&lt;/i&gt;</code>
	cloud-rain-fill	nuvem-chuva-enchimento	<code>&lt;i class="bi bi-cloud-rain-fill"&gt;&lt;/i&gt;</code>
	cloud-rain-heavy	nuvem-chuva-pesada	<code>&lt;i class="bi bi-cloud-rain-heavy"&gt;&lt;/i&gt;</code>
	cloud-rain-heavy-fill	nuvem-chuva-preenchimento pesado	<code>&lt;i class="bi bi-cloud-rain-heavy-fill"&gt;&lt;/i&gt;</code>
	cloud-slash	barra de nuvem	<code>&lt;i class="bi bi-cloud-slash"&gt;&lt;/i&gt;</code>
	cloud-slash-fill	nuvem-barra-preencher	<code>&lt;i class="bi bi-cloud-slash-fill"&gt;&lt;/i&gt;</code>
	cloud-sleet	granizo	<code>&lt;i class="bi bi-cloud-sleet"&gt;&lt;/i&gt;</code>
	cloud-sleet-fill	nuvem de granizo	<code>&lt;i class="bi bi-cloud-sleet-fill"&gt;&lt;/i&gt;</code>
	cloud-snow	nuvem de neve	<code>&lt;i class="bi bi-cloud-snow"&gt;&lt;/i&gt;</code>
	cloud-snow-fill	nuvem-neve-preenchimento	<code>&lt;i class="bi bi-cloud-snow-fill"&gt;&lt;/i&gt;</code>
















Ícone	Tradução literal (by Google Translate)	Exemplo de uso
 cloud-sun	nuvem-sol	<code>&lt;i class="bi bi-cloud-sun"&gt;&lt;/i&gt;</code>
 cloud-sun-fill	nuvem-sol-preencher	<code>&lt;i class="bi bi-cloud-sun-fill"&gt;&lt;/i&gt;</code>
 cloud-upload	upload na nuvem	<code>&lt;i class="bi bi-cloud-upload"&gt;&lt;/i&gt;</code>
 cloud-upload-fill	nuvem-upload-preenchimento	<code>&lt;i class="bi bi-cloud-upload-fill"&gt;&lt;/i&gt;</code>
 clouds	nuvens	<code>&lt;i class="bi bi-clouds"&gt;&lt;/i&gt;</code>
 clouds-fill	encher de nuvens	<code>&lt;i class="bi bi-clouds-fill"&gt;&lt;/i&gt;</code>
 cloudy	nublado	<code>&lt;i class="bi bi-cloudy"&gt;&lt;/i&gt;</code>
 cloudy-fill	preenchimento nublado	<code>&lt;i class="bi bi-cloudy-fill"&gt;&lt;/i&gt;</code>
 code	código	<code>&lt;i class="bi bi-code"&gt;&lt;/i&gt;</code>
 code-slash	barra de código	<code>&lt;i class="bi bi-code-slash"&gt;&lt;/i&gt;</code>
 code-square	quadrado de código	<code>&lt;i class="bi bi-code-square"&gt;&lt;/i&gt;</code>
 coin	moeda	<code>&lt;i class="bi bi-coin"&gt;&lt;/i&gt;</code>
 collection	coleção	<code>&lt;i class="bi bi-collection"&gt;&lt;/i&gt;</code>
 collection-fill	preenchimento de coleção	<code>&lt;i class="bi bi-collection-fill"&gt;&lt;/i&gt;</code>
 collection-play	jogo de coleção	<code>&lt;i class="bi bi-collection-play"&gt;&lt;/i&gt;</code>



Ícone	Tradução literal (by Google Translate)	Exemplo de uso
 collection-play-fill	coleção-play-fill	<code>&lt;i class="bi bi-collection-play-fill"&gt;&lt;/i&gt;</code>
 columns	colunas	<code>&lt;i class="bi bi-columns"&gt;&lt;/i&gt;</code>
 columns-gap	lacuna de colunas	<code>&lt;i class="bi bi-columns-gap"&gt;&lt;/i&gt;</code>
 command	comando	<code>&lt;i class="bi bi-command"&gt;&lt;/i&gt;</code>
 compass	bússola	<code>&lt;i class="bi bi-compass"&gt;&lt;/i&gt;</code>
 compass-fill	preenchimento de bússola	<code>&lt;i class="bi bi-compass-fill"&gt;&lt;/i&gt;</code>
 cone	cone	<code>&lt;i class="bi bi-cone"&gt;&lt;/i&gt;</code>
 cone-striped	listrado	<code>&lt;i class="bi bi-cone-striped"&gt;&lt;/i&gt;</code>
 controller	controlador	<code>&lt;i class="bi bi-controller"&gt;&lt;/i&gt;</code>
 cpu	CPU	<code>&lt;i class="bi bi-cpu"&gt;&lt;/i&gt;</code>
 cpu-fill	CPU-fill	<code>&lt;i class="bi bi-cpu-fill"&gt;&lt;/i&gt;</code>
 credit-card	cartão de crédito	<code>&lt;i class="bi bi-credit-card"&gt;&lt;/i&gt;</code>
 credit-card-2-back	cartão de crédito-2-back	<code>&lt;i class="bi bi-credit-card-2-back"&gt;&lt;/i&gt;</code>
 credit-card-2-back-fill	cartão de crédito-2-backfill	<code>&lt;i class="bi bi-credit-card-2-back-fill"&gt;&lt;/i&gt;</code>

Ícone	Tradução literal (by Google Translate)	Exemplo de uso
 credit-card-2-front	cartão de crédito-2-frente	<code>&lt;i class="bi bi-credit-card-2-front"&gt;&lt;/i&gt;</code>
 credit-card-2-front-fill	cartão de crédito-2-preenchimento frontal	<code>&lt;i class="bi bi-credit-card-2-front-fill"&gt;&lt;/i&gt;</code>
 credit-card-fill	preenchimento de cartão de crédito	<code>&lt;i class="bi bi-credit-card-fill"&gt;&lt;/i&gt;</code>
 crop	colheita	<code>&lt;i class="bi bi-crop"&gt;&lt;/i&gt;</code>
 cup	xícara	<code>&lt;i class="bi bi-cup"&gt;&lt;/i&gt;</code>
 cup-fill	encher o copo	<code>&lt;i class="bi bi-cup-fill"&gt;&lt;/i&gt;</code>
 cup-straw	canudo	<code>&lt;i class="bi bi-cup-straw"&gt;&lt;/i&gt;</code>
 currency-bitcoin	moeda-bitcoin	<code>&lt;i class="bi bi-currency-bitcoin"&gt;&lt;/i&gt;</code>
 currency-dollar	moeda-dólar	<code>&lt;i class="bi bi-currency-dollar"&gt;&lt;/i&gt;</code>
 currency-euro	moeda-euro	<code>&lt;i class="bi bi-currency-euro"&gt;&lt;/i&gt;</code>
 currency-exchange	câmbio monetário	<code>&lt;i class="bi bi-currency-exchange"&gt;&lt;/i&gt;</code>
 currency-pound	moeda-libra	<code>&lt;i class="bi bi-currency-pound"&gt;&lt;/i&gt;</code>
 currency-yen	moeda-iene	<code>&lt;i class="bi bi-currency-yen"&gt;&lt;/i&gt;</code>
 cursor	cursor	<code>&lt;i class="bi bi-cursor"&gt;&lt;/i&gt;</code>

Ícone		Tradução literal (by Google Translate)	Exemplo de uso
	cursor-fill	preenchimento do cursor	<code>&lt;i class="bi bi-cursor-fill"&gt; &lt;/i&gt;</code>
	cursor-text	cursor-texto	<code>&lt;i class="bi bi-cursor-text"&gt; &lt;/i&gt;</code>
	dash	traço	<code>&lt;i class="bi bi-dash"&gt;&lt;/i&gt;</code>
	dash-circle	círculo de traço	<code>&lt;i class="bi bi-dash-circle"&gt; &lt;/i&gt;</code>
	dash-circle-dotted	traço-círculo-pontilhado	<code>&lt;i class="bi bi-dash-circle-dotted"&gt;&lt;/i&gt;</code>
	dash-circle-fill	traço-círculo-preenchimento	<code>&lt;i class="bi bi-dash-circle-fill"&gt;&lt;/i&gt;</code>
	dash-lg	traço-lg	<code>&lt;i class="bi bi-dash-lg"&gt;&lt;/i&gt;</code>
	dash-square	quadrado	<code>&lt;i class="bi bi-dash-square"&gt; &lt;/i&gt;</code>
	dash-square-dotted	traço-quadrado-pontilhado	<code>&lt;i class="bi bi-dash-square-dotted"&gt;&lt;/i&gt;</code>
	dash-square-fill	traço-quadrado-preenchimento	<code>&lt;i class="bi bi-dash-square-fill"&gt;&lt;/i&gt;</code>
	device-hdd	dispositivo-hdd	<code>&lt;i class="bi bi-device-hdd"&gt; &lt;/i&gt;</code>
	device-hdd-fill	dispositivo-hdd-preenchimento	<code>&lt;i class="bi bi-device-hdd-fill"&gt;&lt;/i&gt;</code>
	device-ssd	dispositivo-ssd	<code>&lt;i class="bi bi-device-ssd"&gt; &lt;/i&gt;</code>
	device-ssd-fill	dispositivo-ssd-preencher	<code>&lt;i class="bi bi-device-ssd-fill"&gt;&lt;/i&gt;</code>

Ícone		Tradução literal (by Google Translate)	Exemplo de uso
 diagram-2		diagrama-2	<code>&lt;i class="bi bi-diagram-2"&gt;&lt;/i&gt;</code>
 diagram-2-fill		diagrama-2-preenchimento	<code>&lt;i class="bi bi-diagram-2-fill"&gt;&lt;/i&gt;</code>
 diagram-3		diagrama-3	<code>&lt;i class="bi bi-diagram-3"&gt;&lt;/i&gt;</code>
 diagram-3-fill		diagrama-3-preenchimento	<code>&lt;i class="bi bi-diagram-3-fill"&gt;&lt;/i&gt;</code>
 diamond		diamante	<code>&lt;i class="bi bi-diamond"&gt;&lt;/i&gt;</code>
 diamond-fill		preenchimento de diamante	<code>&lt;i class="bi bi-diamond-fill"&gt;&lt;/i&gt;</code>
 diamond-half		meio diamante	<code>&lt;i class="bi bi-diamond-half"&gt;&lt;/i&gt;</code>
 dice-1		dado-1	<code>&lt;i class="bi bi-dice-1"&gt;&lt;/i&gt;</code>
 dice-1-fill		dados-1-preenchimento	<code>&lt;i class="bi bi-dice-1-fill"&gt;&lt;/i&gt;</code>
 dice-2		dados-2	<code>&lt;i class="bi bi-dice-2"&gt;&lt;/i&gt;</code>
 dice-2-fill		dados-2-preencher	<code>&lt;i class="bi bi-dice-2-fill"&gt;&lt;/i&gt;</code>
 dice-3		dados-3	<code>&lt;i class="bi bi-dice-3"&gt;&lt;/i&gt;</code>
 dice-3-fill		dados-3-preencher	<code>&lt;i class="bi bi-dice-3-fill"&gt;&lt;/i&gt;</code>
 dice-4		dados-4	<code>&lt;i class="bi bi-dice-4"&gt;&lt;/i&gt;</code>
 dice-4-fill		dados-4-preencher	<code>&lt;i class="bi bi-dice-4-fill"&gt;&lt;/i&gt;</code>













Ícone	Tradução literal (by Google Translate)	Exemplo de uso
 dice-5	dados-5	<code>&lt;i class="bi bi-dice-5"&gt;&lt;/i&gt;</code>
 dice-5-fill	dados-5-preencher	<code>&lt;i class="bi bi-dice-5-fill"&gt;&lt;/i&gt;</code>
 dice-6	dados-6	<code>&lt;i class="bi bi-dice-6"&gt;&lt;/i&gt;</code>
 dice-6-fill	dados-6-preenchimento	<code>&lt;i class="bi bi-dice-6-fill"&gt;&lt;/i&gt;</code>
 disc	disco	<code>&lt;i class="bi bi-disc"&gt;&lt;/i&gt;</code>
 disc-fill	preenchimento de disco	<code>&lt;i class="bi bi-disc-fill"&gt;&lt;/i&gt;</code>
 discord	discórdia	<code>&lt;i class="bi bi-discord"&gt;&lt;/i&gt;</code>
 display	tela	<code>&lt;i class="bi bi-display"&gt;&lt;/i&gt;</code>
 display-fill	preenchimento de tela	<code>&lt;i class="bi bi-display-fill"&gt;&lt;/i&gt;</code>
 displayport	porta de exibição	<code>&lt;i class="bi bi-displayport"&gt;&lt;/i&gt;</code>
 displayport-fill	preenchimento de porta de exibição	<code>&lt;i class="bi bi-displayport-fill"&gt;&lt;/i&gt;</code>
 distribute-horizontal	distribuir-horizontal	<code>&lt;i class="bi bi-distribute-horizontal"&gt;&lt;/i&gt;</code>
 distribute-vertical	distribuir vertical	<code>&lt;i class="bi bi-distribute-vertical"&gt;&lt;/i&gt;</code>
 door-closed	Porta fechada	<code>&lt;i class="bi bi-door-closed"&gt;&lt;/i&gt;</code>

Ícone	Tradução literal (by Google Translate)	Exemplo de uso
 door-closed-fill	preenchimento de porta fechada	<code>&lt;i class="bi bi-door-closed-fill"&gt;&lt;/i&gt;</code>
 door-open	porta aberta	<code>&lt;i class="bi bi-door-open"&gt;&lt;/i&gt;</code>
 door-open-fill	preenchimento de porta aberta	<code>&lt;i class="bi bi-door-open-fill"&gt;&lt;/i&gt;</code>
• dot	ponto	<code>&lt;i class="bi bi-dot"&gt;&lt;/i&gt;</code>
 download	download	<code>&lt;i class="bi bi-download"&gt;&lt;/i&gt;</code>
 dpad	dpad	<code>&lt;i class="bi bi-dpad"&gt;&lt;/i&gt;</code>
 dpad-fill	dpad-fill	<code>&lt;i class="bi bi-dpad-fill"&gt;&lt;/i&gt;</code>
 dribbble	driblar	<code>&lt;i class="bi bi-dribbble"&gt;&lt;/i&gt;</code>
 droplet	gotícula	<code>&lt;i class="bi bi-droplet"&gt;&lt;/i&gt;</code>
 droplet-fill	preenchimento de gotas	<code>&lt;i class="bi bi-droplet-fill"&gt;&lt;/i&gt;</code>
 droplet-half	meia gota	<code>&lt;i class="bi bi-droplet-half"&gt;&lt;/i&gt;</code>
 ear	orelha	<code>&lt;i class="bi bi-ear"&gt;&lt;/i&gt;</code>
 ear-fill	tapar os ouvidos	<code>&lt;i class="bi bi-ear-fill"&gt;&lt;/i&gt;</code>
 earbuds	fonos de ouvido	<code>&lt;i class="bi bi-earbuds"&gt;&lt;/i&gt;</code>
 easel	cavalete	<code>&lt;i class="bi bi-easel"&gt;&lt;/i&gt;</code>

Ícone	Tradução literal (by Google Translate)	Exemplo de uso
 easel-fill	preenchimento de cavalete	<code>&lt;i class="bi bi-easel-fill"&gt; &lt;/i&gt;</code>
 easel2	cavalete2	<code>&lt;i class="bi bi-easel2"&gt;&lt;/i&gt;</code>
 easel2-fill	cavalete 2-preencher	<code>&lt;i class="bi bi-easel2-fill"&gt; &lt;/i&gt;</code>
 easel3	cavalete3	<code>&lt;i class="bi bi-easel3"&gt;&lt;/i&gt;</code>
 easel3-fill	cavalete 3-preencher	<code>&lt;i class="bi bi-easel3-fill"&gt; &lt;/i&gt;</code>
 egg	ovo	<code>&lt;i class="bi bi-egg"&gt;&lt;/i&gt;</code>
 egg-fill	recheio de ovo	<code>&lt;i class="bi bi-egg-fill"&gt; &lt;/i&gt;</code>
 egg-fried	ovo frito	<code>&lt;i class="bi bi-egg-fried"&gt; &lt;/i&gt;</code>
 eject	ejetar	<code>&lt;i class="bi bi-eject"&gt;&lt;/i&gt;</code>
 eject-fill	ejetar-preencher	<code>&lt;i class="bi bi-eject-fill"&gt; &lt;/i&gt;</code>
 emoji-angry	emoji de raiva	<code>&lt;i class="bi bi-emoji-angry"&gt; &lt;/i&gt;</code>
 emoji-angry-fill	preenchimento de emoji com raiva	<code>&lt;i class="bi bi-emoji-angry-fill"&gt;&lt;/i&gt;</code>
 emoji-dizzy	emoji tonto	<code>&lt;i class="bi bi-emoji-dizzy"&gt; &lt;/i&gt;</code>
 emoji-dizzy-fill	preenchimento de emojis	<code>&lt;i class="bi bi-emoji-dizzy-fill"&gt;&lt;/i&gt;</code>













Ícone	Tradução literal (by Google Translate)	Exemplo de uso
 emoji-expressionless	emoji sem expressão	<code>&lt;i class="bi bi-emoji-expressionless"&gt;&lt;/i&gt;</code>
 emoji-expressionless-fill	preenchimento sem expressão de emoji	<code>&lt;i class="bi bi-emoji-expressionless-fill"&gt;&lt;/i&gt;</code>
 emoji-frown	emoji carrancudo	<code>&lt;i class="bi bi-emoji-frown"&gt;&lt;/i&gt;</code>
 emoji-frown-fill	preenchimento de emojis	<code>&lt;i class="bi bi-emoji-frown-fill"&gt;&lt;/i&gt;</code>
 emoji-heart-eyes	emoji-coração-olhos	<code>&lt;i class="bi bi-emoji-heart-eyes"&gt;&lt;/i&gt;</code>
 emoji-heart-eyes-fill	emoji-coração-olhos-preenchimento	<code>&lt;i class="bi bi-emoji-heart-eyes-fill"&gt;&lt;/i&gt;</code>
 emoji-kiss	emoji-beijo	<code>&lt;i class="bi bi-emoji-kiss"&gt;&lt;/i&gt;</code>
 emoji-kiss-fill	emoji-beijo-preenchimento	<code>&lt;i class="bi bi-emoji-kiss-fill"&gt;&lt;/i&gt;</code>
 emoji-laughing	emoji-rindo	<code>&lt;i class="bi bi-emoji-laughing"&gt;&lt;/i&gt;</code>
 emoji-laughing-fill	emoji-rindo-preenchido	<code>&lt;i class="bi bi-emoji-laughing-fill"&gt;&lt;/i&gt;</code>
 emoji-neutral	emoji neutro	<code>&lt;i class="bi bi-emoji-neutral"&gt;&lt;/i&gt;</code>
 emoji-neutral-fill	preenchimento neutro de emoji	<code>&lt;i class="bi bi-emoji-neutral-fill"&gt;&lt;/i&gt;</code>
 emoji-smile	emoji-sorriso	<code>&lt;i class="bi bi-emoji-smile"&gt;&lt;/i&gt;</code>



















Ícone	Tradução literal (by Google Translate)	Exemplo de uso
 emoji-smile-fill	emoji-sorriso-preenchimento	<code>&lt;i class="bi bi-emoji-smile-fill"&gt;&lt;/i&gt;</code>
 emoji-smile-upside-down	emoji-sorriso de cabeça para baixo	<code>&lt;i class="bi bi-emoji-smile-upside-down"&gt;&lt;/i&gt;</code>
 emoji-smile-upside-down-fill	emoji-smile-upside-down-preenchimento	<code>&lt;i class="bi bi-emoji-smile-upside-down-fill"&gt;&lt;/i&gt;</code>
 emoji-sunglasses	emoji-óculos de sol	<code>&lt;i class="bi bi-emoji-sunglasses"&gt;&lt;/i&gt;</code>
 emoji-sunglasses-fill	preenchimento de óculos de sol emoji	<code>&lt;i class="bi bi-emoji-sunglasses-fill"&gt;&lt;/i&gt;</code>
 emoji-wink	emoji-piscadela	<code>&lt;i class="bi bi-emoji-wink"&gt;&lt;/i&gt;</code>
 emoji-wink-fill	emoji-pisca-preenchimento	<code>&lt;i class="bi bi-emoji-wink-fill"&gt;&lt;/i&gt;</code>
 envelope	envelope	<code>&lt;i class="bi bi-envelope"&gt;&lt;/i&gt;</code>
 envelope-check	cheque-envelope	<code>&lt;i class="bi bi-envelope-check"&gt;&lt;/i&gt;</code>
 envelope-check-fill	envelope-cheque-preenchimento	<code>&lt;i class="bi bi-envelope-check-fill"&gt;&lt;/i&gt;</code>
 envelope-dash	traço-envelope	<code>&lt;i class="bi bi-envelope-dash"&gt;&lt;/i&gt;</code>
 envelope-dash-fill	envelope-traço-preenchimento	<code>&lt;i class="bi bi-envelope-dash-fill"&gt;&lt;/i&gt;</code>

Ícone	Tradução literal (by Google Translate)	Exemplo de uso
 envelope-exclamation	envelope-exclamação	<code>&lt;i class="bi bi-envelope-exclamation"&gt;&lt;/i&gt;</code>
 envelope-exclamation-fill	envelope-exclamação-preenchimento	<code>&lt;i class="bi bi-envelope-exclamation-fill"&gt;&lt;/i&gt;</code>
 envelope-fill	envelopar	<code>&lt;i class="bi bi-envelope-fill"&gt;&lt;/i&gt;</code>
 envelope-heart	coração-envelope	<code>&lt;i class="bi bi-envelope-heart"&gt;&lt;/i&gt;</code>
 envelope-heart-fill	envelope-coração-enchimento	<code>&lt;i class="bi bi-envelope-heart-fill"&gt;&lt;/i&gt;</code>
 envelope-open	envelope aberto	<code>&lt;i class="bi bi-envelope-open"&gt;&lt;/i&gt;</code>
 envelope-open-fill	envelope-aberto-preenchimento	<code>&lt;i class="bi bi-envelope-open-fill"&gt;&lt;/i&gt;</code>
 envelope-open-heart	envelope-aberto-coração	<code>&lt;i class="bi bi-envelope-open-heart"&gt;&lt;/i&gt;</code>
 envelope-open-heart-fill	envelope-abrir-coração-encher	<code>&lt;i class="bi bi-envelope-open-heart-fill"&gt;&lt;/i&gt;</code>
 envelope-paper	papel de envelope	<code>&lt;i class="bi bi-envelope-paper"&gt;&lt;/i&gt;</code>
 envelope-paper-fill	envelope-preenchimento de papel	<code>&lt;i class="bi bi-envelope-paper-fill"&gt;&lt;/i&gt;</code>
 envelope-paper-heart	envelope-papel-coração	<code>&lt;i class="bi bi-envelope-paper-heart"&gt;&lt;/i&gt;</code>

Ícone	Tradução literal (by Google Translate)	Exemplo de uso
 envelope-paper-heart-fill	envelope-papel-coração-preenchimento	<code>&lt;i class="bi bi-envelope-paper-heart-fill"&gt;&lt;/i&gt;</code>
 envelope-plus	envelope-plus	<code>&lt;i class="bi bi-envelope-plus"&gt;&lt;/i&gt;</code>
 envelope-plus-fill	envelope-mais-preenchimento	<code>&lt;i class="bi bi-envelope-plus-fill"&gt;&lt;/i&gt;</code>
 envelope-slash	barra de envelope	<code>&lt;i class="bi bi-envelope-slash"&gt;&lt;/i&gt;</code>
 envelope-slash-fill	envelope-barra-preencher	<code>&lt;i class="bi bi-envelope-slash-fill"&gt;&lt;/i&gt;</code>
 envelope-x	envelope-x	<code>&lt;i class="bi bi-envelope-x"&gt;&lt;/i&gt;</code>
 envelope-x-fill	envelope-x-preencher	<code>&lt;i class="bi bi-envelope-x-fill"&gt;&lt;/i&gt;</code>
 eraser	borracha	<code>&lt;i class="bi bi-eraser"&gt;&lt;/i&gt;</code>
 eraser-fill	preenchimento de borracha	<code>&lt;i class="bi bi-eraser-fill"&gt;&lt;/i&gt;</code>
 ethernet	ethernet	<code>&lt;i class="bi bi-ethernet"&gt;&lt;/i&gt;</code>
 exclamation	exclamação	<code>&lt;i class="bi bi-exclamation"&gt;&lt;/i&gt;</code>
 exclamation-circle	círculo de exclamação	<code>&lt;i class="bi bi-exclamation-circle"&gt;&lt;/i&gt;</code>
 exclamation-circle-fill	exclamação-círculo-preenchimento	<code>&lt;i class="bi bi-exclamation-circle-fill"&gt;&lt;/i&gt;</code>

Ícone	Tradução literal (by Google Translate)	Exemplo de uso
 exclamation-diamond	exclamação-diamante	<code>&lt;i class="bi bi-exclamation-diamond"&gt;&lt;/i&gt;</code>
 exclamation-diamond-fill	exclamação-preenchimento de diamante	<code>&lt;i class="bi bi-exclamation-diamond-fill"&gt;&lt;/i&gt;</code>
 exclamation-lg	exclamação-lg	<code>&lt;i class="bi bi-exclamation-lg"&gt;&lt;/i&gt;</code>
 exclamation-octagon	exclamação-octógono	<code>&lt;i class="bi bi-exclamation-octagon"&gt;&lt;/i&gt;</code>
 exclamation-octagon-fill	exclamação-octagon-preenchimento	<code>&lt;i class="bi bi-exclamation-octagon-fill"&gt;&lt;/i&gt;</code>
 exclamation-square	quadrado de exclamação	<code>&lt;i class="bi bi-exclamation-square"&gt;&lt;/i&gt;</code>
 exclamation-square-fill	exclamação-quadrado-preenchimento	<code>&lt;i class="bi bi-exclamation-square-fill"&gt;&lt;/i&gt;</code>
 exclamation-triangle	triângulo de exclamação	<code>&lt;i class="bi bi-exclamation-triangle"&gt;&lt;/i&gt;</code>
 exclamation-triangle-fill	exclamação-triângulo-preenchimento	<code>&lt;i class="bi bi-exclamation-triangle-fill"&gt;&lt;/i&gt;</code>
 exclude	excluir	<code>&lt;i class="bi bi-exclude"&gt;&lt;/i&gt;</code>
 explicit	explícito	<code>&lt;i class="bi bi-explicit"&gt;&lt;/i&gt;</code>
 explicit-fill	preenchimento explícito	<code>&lt;i class="bi bi-explicit-fill"&gt;&lt;/i&gt;</code>

Ícone	Tradução literal (by Google Translate)	Exemplo de uso
 eye	olho	<code>&lt;i class="bi bi-eye"&gt;&lt;/i&gt;</code>
 eye-fill	encher os olhos	<code>&lt;i class="bi bi-eye-fill"&gt;&lt;/i&gt;</code>
 eye-slash	olho-barra	<code>&lt;i class="bi bi-eye-slash"&gt;&lt;/i&gt;</code>
 eye-slash-fill	preenchimento de olhos	<code>&lt;i class="bi bi-eye-slash-fill"&gt;&lt;/i&gt;</code>
 eyedropper	conta-gotas	<code>&lt;i class="bi bi-eyedropper"&gt;&lt;/i&gt;</code>
 eyeglasses	Óculos	<code>&lt;i class="bi bi-eyeglasses"&gt;&lt;/i&gt;</code>
 facebook	o Facebook	<code>&lt;i class="bi bi-facebook"&gt;&lt;/i&gt;</code>
 fan	fã	<code>&lt;i class="bi bi-fan"&gt;&lt;/i&gt;</code>
 file	Arquivo	<code>&lt;i class="bi bi-file"&gt;&lt;/i&gt;</code>
 file-arrow-down	arquivo-seta para baixo	<code>&lt;i class="bi bi-file-arrow-down"&gt;&lt;/i&gt;</code>
 file-arrow-down-fill	arquivo-seta-baixo-preenchimento	<code>&lt;i class="bi bi-file-arrow-down-fill"&gt;&lt;/i&gt;</code>
 file-arrow-up	arquivo-seta para cima	<code>&lt;i class="bi bi-file-arrow-up"&gt;&lt;/i&gt;</code>
 file-arrow-up-fill	arquivo-seta-para cima-preenchimento	<code>&lt;i class="bi bi-file-arrow-up-fill"&gt;&lt;/i&gt;</code>
 file-bar-graph	gráfico de barra de arquivo	<code>&lt;i class="bi bi-file-bar-graph"&gt;&lt;/i&gt;</code>

Ícone	Tradução literal (by Google Translate)	Exemplo de uso
 file-bar-graph-fill	preenchimento de gráfico de barra de arquivo	<code>&lt;i class="bi bi-file-bar-graph-fill"&gt;&lt;/i&gt;</code>
 file-binary	arquivo-binário	<code>&lt;i class="bi bi-file-binary"&gt;&lt;/i&gt;</code>
 file-binary-fill	arquivo-binário-preenchimento	<code>&lt;i class="bi bi-file-binary-fill"&gt;&lt;/i&gt;</code>
 file-break	quebra de arquivo	<code>&lt;i class="bi bi-file-break"&gt;&lt;/i&gt;</code>
 file-break-fill	arquivo-quebra-preenchimento	<code>&lt;i class="bi bi-file-break-fill"&gt;&lt;/i&gt;</code>
 file-check	Verificação de arquivo	<code>&lt;i class="bi bi-file-check"&gt;&lt;/i&gt;</code>
 file-check-fill	arquivo-cheque-preenchimento	<code>&lt;i class="bi bi-file-check-fill"&gt;&lt;/i&gt;</code>
 file-code	código de arquivo	<code>&lt;i class="bi bi-file-code"&gt;&lt;/i&gt;</code>
 file-code-fill	arquivo-código-preenchimento	<code>&lt;i class="bi bi-file-code-fill"&gt;&lt;/i&gt;</code>
 file-diff	diferença de arquivo	<code>&lt;i class="bi bi-file-diff"&gt;&lt;/i&gt;</code>
 file-diff-fill	arquivo-dif-preenchimento	<code>&lt;i class="bi bi-file-diff-fill"&gt;&lt;/i&gt;</code>
 file-earmark	marca de arquivo	<code>&lt;i class="bi bi-file-earmark"&gt;&lt;/i&gt;</code>
 file-earmark-arrow-down	arquivo-earmark-seta-para baixo	<code>&lt;i class="bi bi-file-earmark-arrow-down"&gt;&lt;/i&gt;</code>
 file-earmark-arrow-down-fill	arquivo-earmark-seta-baixo-preencher	<code>&lt;i class="bi bi-file-earmark-arrow-down-fill"&gt;&lt;/i&gt;</code>

Ícone	Tradução literal (by Google Translate)	Exemplo de uso
 file-earmark-arrow-up	arquivo-marcaseta-para cima	<code>&lt;i class="bi bi-file-earmark-arrow-up"&gt;&lt;/i&gt;</code>
 file-earmark-arrow-up-fill	arquivo-marca-seta-para cima-preenchimento	<code>&lt;i class="bi bi-file-earmark-arrow-up-fill"&gt;&lt;/i&gt;</code>
 file-earmark-bar-graph	arquivo-marca-barra-gráfico	<code>&lt;i class="bi bi-file-earmark-bar-graph"&gt;&lt;/i&gt;</code>
 file-earmark-bar-graph-fill	file-earmark-bar-graph-preenchimento	<code>&lt;i class="bi bi-file-earmark-bar-graph-fill"&gt;&lt;/i&gt;</code>
 file-earmark-binary	arquivo-marca-binário	<code>&lt;i class="bi bi-file-earmark-binary"&gt;&lt;/i&gt;</code>
 file-earmark-binary-fill	file-earmark-binary-fill	<code>&lt;i class="bi bi-file-earmark-binary-fill"&gt;&lt;/i&gt;</code>
 file-earmark-break	arquivo-earmark-break	<code>&lt;i class="bi bi-file-earmark-break"&gt;&lt;/i&gt;</code>
 file-earmark-break-fill	arquivo-marca-quebra-preenchimento	<code>&lt;i class="bi bi-file-earmark-break-fill"&gt;&lt;/i&gt;</code>
 file-earmark-check	verificação de marca de arquivo	<code>&lt;i class="bi bi-file-earmark-check"&gt;&lt;/i&gt;</code>
 file-earmark-check-fill	arquivo-marca-verificação-preenchimento	<code>&lt;i class="bi bi-file-earmark-check-fill"&gt;&lt;/i&gt;</code>
 file-earmark-code	arquivo-earmark-code	<code>&lt;i class="bi bi-file-earmark-code"&gt;&lt;/i&gt;</code>














Ícone	Tradução literal (by Google Translate)	Exemplo de uso
 file-earmark-code-fill	arquivo-earmark-code-fill	<code>&lt;i class="bi bi-file-earmark-code-fill"&gt;&lt;/i&gt;</code>
 file-earmark-diff	arquivo-earmark-diff	<code>&lt;i class="bi bi-file-earmark-diff"&gt;&lt;/i&gt;</code>
 file-earmark-diff-fill	file-earmark-diff-fill	<code>&lt;i class="bi bi-file-earmark-diff-fill"&gt;&lt;/i&gt;</code>
 file-earmark-easel	cavalete de marca de arquivo	<code>&lt;i class="bi bi-file-earmark-easel"&gt;&lt;/i&gt;</code>
 file-earmark-easel-fill	arquivo-earmark-cavalete-preencher	<code>&lt;i class="bi bi-file-earmark-easel-fill"&gt;&lt;/i&gt;</code>
 file-earmark-excel	arquivo-marca-excel	<code>&lt;i class="bi bi-file-earmark-excel"&gt;&lt;/i&gt;</code>
 file-earmark-excel-fill	arquivo-marca-excel-preenchimento	<code>&lt;i class="bi bi-file-earmark-excel-fill"&gt;&lt;/i&gt;</code>
 file-earmark-fill	arquivo-marca-preenchimento	<code>&lt;i class="bi bi-file-earmark-fill"&gt;&lt;/i&gt;</code>
 file-earmark-font	fonte de marca de arquivo	<code>&lt;i class="bi bi-file-earmark-font"&gt;&lt;/i&gt;</code>
 file-earmark-font-fill	file-earmark-font-fill	<code>&lt;i class="bi bi-file-earmark-font-fill"&gt;&lt;/i&gt;</code>
 file-earmark-image	arquivo-marca-imagem	<code>&lt;i class="bi bi-file-earmark-image"&gt;&lt;/i&gt;</code>








Ícone	Tradução literal (by Google Translate)	Exemplo de uso
 file-earmark-image-fill	arquivo-earmark-image-fill	<code>&lt;i class="bi bi-file-earmark-image-fill"&gt;&lt;/i&gt;</code>
 file-earmark-lock	arquivo-earmark-lock	<code>&lt;i class="bi bi-file-earmark-lock"&gt;&lt;/i&gt;</code>
 file-earmark-lock-fill	arquivo-marca-bloqueio-preenchimento	<code>&lt;i class="bi bi-file-earmark-lock-fill"&gt;&lt;/i&gt;</code>
 file-earmark-lock2	arquivo-earmark-lock2	<code>&lt;i class="bi bi-file-earmark-lock2"&gt;&lt;/i&gt;</code>
 file-earmark-lock2-fill	arquivo-earmark-lock2-fill	<code>&lt;i class="bi bi-file-earmark-lock2-fill"&gt;&lt;/i&gt;</code>
 file-earmark-medical	arquivo-marca-medicina	<code>&lt;i class="bi bi-file-earmark-medical"&gt;&lt;/i&gt;</code>
 file-earmark-medical-fill	file-earmark-medical-fill	<code>&lt;i class="bi bi-file-earmark-medical-fill"&gt;&lt;/i&gt;</code>
 file-earmark-minus	arquivo-marca-menos	<code>&lt;i class="bi bi-file-earmark-minus"&gt;&lt;/i&gt;</code>
 file-earmark-minus-fill	arquivo-marca-menos-preenchimento	<code>&lt;i class="bi bi-file-earmark-minus-fill"&gt;&lt;/i&gt;</code>
 file-earmark-music	arquivo-marca-música	<code>&lt;i class="bi bi-file-earmark-music"&gt;&lt;/i&gt;</code>
 file-earmark-music-fill	arquivo-marca-música-preenchimento	<code>&lt;i class="bi bi-file-earmark-music-fill"&gt;&lt;/i&gt;</code>






Ícone	Tradução literal (by Google Translate)	Exemplo de uso
 file-earmark-pdf	arquivo-marca-pdf	<code>&lt;i class="bi bi-file-earmark-pdf"&gt;&lt;/i&gt;</code>
 file-earmark-pdf-fill	arquivo-marcar-pdf-preencher	<code>&lt;i class="bi bi-file-earmark-pdf-fill"&gt;&lt;/i&gt;</code>
 file-earmark-person	arquivo-marca-pessoa	<code>&lt;i class="bi bi-file-earmark-person"&gt;&lt;/i&gt;</code>
 file-earmark-person-fill	arquivo-marca-pessoa-preenchimento	<code>&lt;i class="bi bi-file-earmark-person-fill"&gt;&lt;/i&gt;</code>
 file-earmark-play	arquivo-marca-reproduzir	<code>&lt;i class="bi bi-file-earmark-play"&gt;&lt;/i&gt;</code>
 file-earmark-play-fill	arquivo-marcar-reproduzir-preencher	<code>&lt;i class="bi bi-file-earmark-play-fill"&gt;&lt;/i&gt;</code>
 file-earmark-plus	arquivo-marca-mais	<code>&lt;i class="bi bi-file-earmark-plus"&gt;&lt;/i&gt;</code>
 file-earmark-plus-fill	arquivo-marca-mais-preenchimento	<code>&lt;i class="bi bi-file-earmark-plus-fill"&gt;&lt;/i&gt;</code>
 file-earmark-post	arquivo-marca-postagem	<code>&lt;i class="bi bi-file-earmark-post"&gt;&lt;/i&gt;</code>
 file-earmark-post-fill	arquivo-marca-pós-preenchimento	<code>&lt;i class="bi bi-file-earmark-post-fill"&gt;&lt;/i&gt;</code>
 file-earmark-ppt	arquivo-earmark-ppt	<code>&lt;i class="bi bi-file-earmark-ppt"&gt;&lt;/i&gt;</code>






Ícone	Tradução literal (by Google Translate)	Exemplo de uso
 file-earmark-ppt-fill	arquivo-earmark-ppt-preencher	<code>&lt;i class="bi bi-file-earmark-ppt-fill"&gt;&lt;/i&gt;</code>
 file-earmark-richtext	arquivo-earmark-richtext	<code>&lt;i class="bi bi-file-earmark-richtext"&gt;&lt;/i&gt;</code>
 file-earmark-richtext-fill	file-earmark-richtext-fill	<code>&lt;i class="bi bi-file-earmark-richtext-fill"&gt;&lt;/i&gt;</code>
 file-earmark-ruled	governado por marca de arquivo	<code>&lt;i class="bi bi-file-earmark-ruled"&gt;&lt;/i&gt;</code>
 file-earmark-ruled-fill	file-earmark-regred-fill	<code>&lt;i class="bi bi-file-earmark-ruled-fill"&gt;&lt;/i&gt;</code>
 file-earmark-slides	slides de marca de arquivo	<code>&lt;i class="bi bi-file-earmark-slides"&gt;&lt;/i&gt;</code>
 file-earmark-slides-fill	arquivo-marcas-slides-preencher	<code>&lt;i class="bi bi-file-earmark-slides-fill"&gt;&lt;/i&gt;</code>
 file-earmark-spreadsheet	arquivo-marca-planilha	<code>&lt;i class="bi bi-file-earmark-spreadsheet"&gt;&lt;/i&gt;</code>
 file-earmark-spreadsheet-fill	arquivo-marcas-planilha-preencher	<code>&lt;i class="bi bi-file-earmark-spreadsheet-fill"&gt;&lt;/i&gt;</code>
 file-earmark-text	arquivo-marca-texto	<code>&lt;i class="bi bi-file-earmark-text"&gt;&lt;/i&gt;</code>
 file-earmark-text-fill	arquivo-marca-texto-preenchimento	<code>&lt;i class="bi bi-file-earmark-text-fill"&gt;&lt;/i&gt;</code>

Ícone	Tradução literal (by Google Translate)	Exemplo de uso
 file-earmark-word	arquivo-marca-palavra	<code>&lt;i class="bi bi-file-earmark-word"&gt;&lt;/i&gt;</code>
 file-earmark-word-fill	arquivo-marca-palavra-preenchimento	<code>&lt;i class="bi bi-file-earmark-word-fill"&gt;&lt;/i&gt;</code>
 file-earmark-x	arquivo-marca-x	<code>&lt;i class="bi bi-file-earmark-x"&gt;&lt;/i&gt;</code>
 file-earmark-x-fill	arquivo-marca-x-preencher	<code>&lt;i class="bi bi-file-earmark-x-fill"&gt;&lt;/i&gt;</code>
 file-earmark-zip	arquivo-marca-zip	<code>&lt;i class="bi bi-file-earmark-zip"&gt;&lt;/i&gt;</code>
 file-earmark-zip-fill	arquivo-marca-zip-preenchimento	<code>&lt;i class="bi bi-file-earmark-zip-fill"&gt;&lt;/i&gt;</code>
 file-easel	cavalete	<code>&lt;i class="bi bi-file-easel"&gt;&lt;/i&gt;</code>
 file-easel-fill	arquivo-cavalete-preenchimento	<code>&lt;i class="bi bi-file-easel-fill"&gt;&lt;/i&gt;</code>
 file-excel	arquivo-excel	<code>&lt;i class="bi bi-file-excel"&gt;&lt;/i&gt;</code>
 file-excel-fill	arquivo-excel-preenchimento	<code>&lt;i class="bi bi-file-excel-fill"&gt;&lt;/i&gt;</code>
 file-fill	preenchimento de arquivo	<code>&lt;i class="bi bi-file-fill"&gt;&lt;/i&gt;</code>
 file-font	fonte de arquivo	<code>&lt;i class="bi bi-file-font"&gt;&lt;/i&gt;</code>
 file-font-fill	arquivo-fonte-preenchimento	<code>&lt;i class="bi bi-file-font-fill"&gt;&lt;/i&gt;</code>

Ícone	Tradução literal (by Google Translate)	Exemplo de uso
 file-image	arquivo-imagem	<code>&lt;i class="bi bi-file-image"&gt; &lt;/i&gt;</code>
 file-image-fill	arquivo-imagem-preenchimento	<code>&lt;i class="bi bi-file-image-fill"&gt;&lt;/i&gt;</code>
 file-lock	bloqueio de arquivo	<code>&lt;i class="bi bi-file-lock"&gt; &lt;/i&gt;</code>
 file-lock-fill	arquivo-lock-fill	<code>&lt;i class="bi bi-file-lock-fill"&gt;&lt;/i&gt;</code>
 file-lock2	arquivo-lock2	<code>&lt;i class="bi bi-file-lock2"&gt; &lt;/i&gt;</code>
 file-lock2-fill	arquivo-lock2-fill	<code>&lt;i class="bi bi-file-lock2-fill"&gt;&lt;/i&gt;</code>
 file-medical	arquivo médico	<code>&lt;i class="bi bi-file-medical"&gt;&lt;/i&gt;</code>
 file-medical-fill	arquivo-médico-preenchimento	<code>&lt;i class="bi bi-file-medical-fill"&gt;&lt;/i&gt;</code>
 file-minus	menos arquivo	<code>&lt;i class="bi bi-file-minus"&gt; &lt;/i&gt;</code>
 file-minus-fill	arquivo-menos-preenchimento	<code>&lt;i class="bi bi-file-minus-fill"&gt;&lt;/i&gt;</code>
 file-music	arquivo-música	<code>&lt;i class="bi bi-file-music"&gt; &lt;/i&gt;</code>
 file-music-fill	arquivo-música-preencher	<code>&lt;i class="bi bi-file-music-fill"&gt;&lt;/i&gt;</code>
 file-pdf	arquivo-pdf	<code>&lt;i class="bi bi-file-pdf"&gt; &lt;/i&gt;</code>
 file-pdf-fill	arquivo-pdf-preencher	<code>&lt;i class="bi bi-file-pdf-fill"&gt;&lt;/i&gt;</code>
 file-person	pessoa de arquivo	<code>&lt;i class="bi bi-file-person"&gt; &lt;/i&gt;</code>











Ícone	Tradução literal (by Google Translate)	Exemplo de uso
 file-person-fill	arquivo-pessoa-preencher	<code>&lt;i class="bi bi-file-person-fill"&gt;&lt;/i&gt;</code>
 file-play	reprodução de arquivo	<code>&lt;i class="bi bi-file-play"&gt;&lt;/i&gt;</code>
 file-play-fill	arquivo-play-fill	<code>&lt;i class="bi bi-file-play-fill"&gt;&lt;/i&gt;</code>
 file-plus	arquivo-plus	<code>&lt;i class="bi bi-file-plus"&gt;&lt;/i&gt;</code>
 file-plus-fill	arquivo-mais-preenchimento	<code>&lt;i class="bi bi-file-plus-fill"&gt;&lt;/i&gt;</code>
 file-post	postagem de arquivo	<code>&lt;i class="bi bi-file-post"&gt;&lt;/i&gt;</code>
 file-post-fill	arquivo-pós-preenchimento	<code>&lt;i class="bi bi-file-post-fill"&gt;&lt;/i&gt;</code>
 file-ppt	arquivo-ppt	<code>&lt;i class="bi bi-file-ppt"&gt;&lt;/i&gt;</code>
 file-ppt-fill	arquivo-ppt-preencher	<code>&lt;i class="bi bi-file-ppt-fill"&gt;&lt;/i&gt;</code>
 file-richtext	arquivo-richtext	<code>&lt;i class="bi bi-file-richtext"&gt;&lt;/i&gt;</code>
 file-richtext-fill	arquivo-richtext-fill	<code>&lt;i class="bi bi-file-richtext-fill"&gt;&lt;/i&gt;</code>
 file-ruled	governado por arquivos	<code>&lt;i class="bi bi-file-ruled"&gt;&lt;/i&gt;</code>
 file-ruled-fill	preenchimento com regra de arquivo	<code>&lt;i class="bi bi-file-ruled-fill"&gt;&lt;/i&gt;</code>
 file-slides	slides de arquivo	<code>&lt;i class="bi bi-file-slides"&gt;&lt;/i&gt;</code>
 file-slides-fill	arquivo-slides-preenchimento	<code>&lt;i class="bi bi-file-slides-fill"&gt;&lt;/i&gt;</code>
















Ícone		Tradução literal (by Google Translate)	Exemplo de uso
	file-spreadsheet	planilha de arquivo	<code>&lt;i class="bi bi-file-spreadsheet"&gt;&lt;/i&gt;</code>
	file-spreadsheet-fill	arquivo-planilha-preenchimento	<code>&lt;i class="bi bi-file-spreadsheet-fill"&gt;&lt;/i&gt;</code>
	file-text	arquivo-texto	<code>&lt;i class="bi bi-file-text"&gt;&lt;/i&gt;</code>
	file-text-fill	arquivo-texto-preenchimento	<code>&lt;i class="bi bi-file-text-fill"&gt;&lt;/i&gt;</code>
	file-word	palavra-arquivo	<code>&lt;i class="bi bi-file-word"&gt;&lt;/i&gt;</code>
	file-word-fill	arquivo-preenchimento de palavras	<code>&lt;i class="bi bi-file-word-fill"&gt;&lt;/i&gt;</code>
	file-x	arquivo-x	<code>&lt;i class="bi bi-file-x"&gt;&lt;/i&gt;</code>
	file-x-fill	arquivo-x-preencher	<code>&lt;i class="bi bi-file-x-fill"&gt;&lt;/i&gt;</code>
	file-zip	arquivo-zip	<code>&lt;i class="bi bi-file-zip"&gt;&lt;/i&gt;</code>
	file-zip-fill	arquivo-zip-preenchimento	<code>&lt;i class="bi bi-file-zip-fill"&gt;&lt;/i&gt;</code>
	files	arquivos	<code>&lt;i class="bi bi-files"&gt;&lt;/i&gt;</code>
	files-alt	arquivos-alt	<code>&lt;i class="bi bi-files-alt"&gt;&lt;/i&gt;</code>
	filetype-aac	tipo de arquivo-aac	<code>&lt;i class="bi bi-filetype-aac"&gt;&lt;/i&gt;</code>
	filetype-ai	tipo de arquivo-ai	<code>&lt;i class="bi bi-filetype-ai"&gt;&lt;/i&gt;</code>
















Ícone	Tradução literal (by Google Translate)	Exemplo de uso
 filetype-bmp	tipo de arquivo-bmp	<code>&lt;i class="bi bi-filetype-bmp"&gt;&lt;/i&gt;</code>
 filetype-cs	tipo de arquivo-cs	<code>&lt;i class="bi bi-filetype-cs"&gt;&lt;/i&gt;</code>
 filetype-css	tipo de arquivo-css	<code>&lt;i class="bi bi-filetype-css"&gt;&lt;/i&gt;</code>
 filetype-csv	tipo de arquivo-csv	<code>&lt;i class="bi bi-filetype-csv"&gt;&lt;/i&gt;</code>
 filetype-doc	tipo de arquivo-doc	<code>&lt;i class="bi bi-filetype-doc"&gt;&lt;/i&gt;</code>
 filetype-docx	tipo de arquivo-docx	<code>&lt;i class="bi bi-filetype-docx"&gt;&lt;/i&gt;</code>
 filetype-exe	tipo de arquivo-exe	<code>&lt;i class="bi bi-filetype-exe"&gt;&lt;/i&gt;</code>
 filetype-gif	tipo de arquivo-gif	<code>&lt;i class="bi bi-filetype-gif"&gt;&lt;/i&gt;</code>
 filetype-heic	filetype-heic	<code>&lt;i class="bi bi-filetype-heic"&gt;&lt;/i&gt;</code>
 filetype-html	tipo de arquivo-html	<code>&lt;i class="bi bi-filetype-html"&gt;&lt;/i&gt;</code>
 filetype-java	tipo de arquivo-java	<code>&lt;i class="bi bi-filetype-java"&gt;&lt;/i&gt;</code>
 filetype-jpg	tipo de arquivo-jpg	<code>&lt;i class="bi bi-filetype-jpg"&gt;&lt;/i&gt;</code>
 filetype-js	tipo de arquivo-js	<code>&lt;i class="bi bi-filetype-js"&gt;&lt;/i&gt;</code>
 filetype-json	tipo de arquivo-json	<code>&lt;i class="bi bi-filetype-json"&gt;&lt;/i&gt;</code>
 filetype-jsx	tipo de arquivo-jsx	<code>&lt;i class="bi bi-filetype-jsx"&gt;&lt;/i&gt;</code>























Tradução literal (by Google Translate)






Ícone			Exemplo de uso
 KEY	filetype-key	chave de tipo de arquivo	<code>&lt;i class="bi bi-filetype-key"&gt;&lt;/i&gt;</code>
 M4P	filetype-m4p	tipo de arquivo-m4p	<code>&lt;i class="bi bi-filetype-m4p"&gt;&lt;/i&gt;</code>
 MD	filetype-md	tipo de arquivo-md	<code>&lt;i class="bi bi-filetype-md"&gt;&lt;/i&gt;</code>
 MDX	filetype-mdx	tipo de arquivo-mdx	<code>&lt;i class="bi bi-filetype-mdx"&gt;&lt;/i&gt;</code>
 MOV	filetype-mov	tipo de arquivo-mov	<code>&lt;i class="bi bi-filetype-mov"&gt;&lt;/i&gt;</code>
 MP3	filetype-mp3	tipo de arquivo-mp3	<code>&lt;i class="bi bi-filetype-mp3"&gt;&lt;/i&gt;</code>
 MP4	filetype-mp4	tipo de arquivo-mp4	<code>&lt;i class="bi bi-filetype-mp4"&gt;&lt;/i&gt;</code>
 OTF	filetype-otf	filetype-otf	<code>&lt;i class="bi bi-filetype-otf"&gt;&lt;/i&gt;</code>
 PDF	filetype-pdf	tipo de arquivo-pdf	<code>&lt;i class="bi bi-filetype-pdf"&gt;&lt;/i&gt;</code>
 PHP	filetype-php	tipo de arquivo-php	<code>&lt;i class="bi bi-filetype-php"&gt;&lt;/i&gt;</code>
 PNG	filetype-png	filetype-png	<code>&lt;i class="bi bi-filetype-png"&gt;&lt;/i&gt;</code>
 PPT	filetype-ppt	tipo de arquivo-ppt	<code>&lt;i class="bi bi-filetype-ppt"&gt;&lt;/i&gt;</code>
 PPTX	filetype-pptx	tipo de arquivo-pptx	<code>&lt;i class="bi bi-filetype-pptx"&gt;&lt;/i&gt;</code>
 PSD	filetype-psd	tipo de arquivo-psd	<code>&lt;i class="bi bi-filetype-psd"&gt;&lt;/i&gt;</code>
 PY	filetype-py	filetype-py	<code>&lt;i class="bi bi-filetype-py"&gt;&lt;/i&gt;</code>















Ícone	Tradução literal (by Google Translate)	Exemplo de uso
 filetype-raw	tipo de arquivo bruto	<code>&lt;i class="bi bi-filetype-raw"&gt;&lt;/i&gt;</code>
 filetype-rb	filetype-rb	<code>&lt;i class="bi bi-filetype-rb"&gt;&lt;/i&gt;</code>
 filetype-sass	tipo de arquivo sass	<code>&lt;i class="bi bi-filetype-sass"&gt;&lt;/i&gt;</code>
 filetype-scss	tipo de arquivo-scss	<code>&lt;i class="bi bi-filetype-scss"&gt;&lt;/i&gt;</code>
 filetype-sh	filetype-sh	<code>&lt;i class="bi bi-filetype-sh"&gt;&lt;/i&gt;</code>
 filetype-svg	tipo de arquivo-svg	<code>&lt;i class="bi bi-filetype-svg"&gt;&lt;/i&gt;</code>
 filetype-tiff	tipo de arquivo-tiff	<code>&lt;i class="bi bi-filetype-tiff"&gt;&lt;/i&gt;</code>
 filetype-tsx	tipo de arquivo-tsx	<code>&lt;i class="bi bi-filetype-tsx"&gt;&lt;/i&gt;</code>
 filetype-ttf	tipo de arquivo-ttf	<code>&lt;i class="bi bi-filetype-ttf"&gt;&lt;/i&gt;</code>
 filetype-txt	tipo de arquivo-txt	<code>&lt;i class="bi bi-filetype-txt"&gt;&lt;/i&gt;</code>
 filetype-wav	tipo de arquivo-wav	<code>&lt;i class="bi bi-filetype-wav"&gt;&lt;/i&gt;</code>
 filetype-woff	tipo de arquivo woff	<code>&lt;i class="bi bi-filetype-woff"&gt;&lt;/i&gt;</code>
 filetype-xls	tipo de arquivo-xls	<code>&lt;i class="bi bi-filetype-xls"&gt;&lt;/i&gt;</code>
 filetype-xlsx	tipo de arquivo-xlsx	<code>&lt;i class="bi bi-filetype-xlsx"&gt;&lt;/i&gt;</code>
 filetype-xml	tipo de arquivo-xml	<code>&lt;i class="bi bi-filetype-xml"&gt;&lt;/i&gt;</code>













Ícone	Tradução literal (by Google Translate)	Exemplo de uso
 filetype-yml	tipo de arquivo-yml	<code>&lt;i class="bi bi-filetype-yml"&gt;&lt;/i&gt;</code>
 film	filme	<code>&lt;i class="bi bi-film"&gt;&lt;/i&gt;</code>
 filter	filtro	<code>&lt;i class="bi bi-filter"&gt;&lt;/i&gt;</code>
 filter-circle	círculo-filtro	<code>&lt;i class="bi bi-filter-circle"&gt;&lt;/i&gt;</code>
 filter-circle-fill	filtro-círculo-preenchimento	<code>&lt;i class="bi bi-filter-circle-fill"&gt;&lt;/i&gt;</code>
 filter-left	filtro-esquerdo	<code>&lt;i class="bi bi-filter-left"&gt;&lt;/i&gt;</code>
 filter-right	direito de filtro	<code>&lt;i class="bi bi-filter-right"&gt;&lt;/i&gt;</code>
 filter-square	quadrado de filtro	<code>&lt;i class="bi bi-filter-square"&gt;&lt;/i&gt;</code>
 filter-square-fill	filtro-quadrado-preenchimento	<code>&lt;i class="bi bi-filter-square-fill"&gt;&lt;/i&gt;</code>
 fingerprint	impressão digital	<code>&lt;i class="bi bi-fingerprint"&gt;&lt;/i&gt;</code>
 flag	bandeira	<code>&lt;i class="bi bi-flag"&gt;&lt;/i&gt;</code>
 flag-fill	preenchimento de bandeira	<code>&lt;i class="bi bi-flag-fill"&gt;&lt;/i&gt;</code>
 flower1	flor1	<code>&lt;i class="bi bi-flower1"&gt;&lt;/i&gt;</code>
 flower2	flor2	<code>&lt;i class="bi bi-flower2"&gt;&lt;/i&gt;</code>
 flower3	flor3	<code>&lt;i class="bi bi-flower3"&gt;&lt;/i&gt;</code>

Ícone	Tradução literal (by Google Translate)	Exemplo de uso
 folder	pasta	<code>&lt;i class="bi bi-folder"&gt;&lt;/i&gt;</code>
 folder-check	verificação de pasta	<code>&lt;i class="bi bi-folder-check"&gt;&lt;/i&gt;</code>
 folder-fill	preenchimento de pasta	<code>&lt;i class="bi bi-folder-fill"&gt;&lt;/i&gt;</code>
 folder-minus	menos pasta	<code>&lt;i class="bi bi-folder-minus"&gt;&lt;/i&gt;</code>
 folder-plus	pasta-plus	<code>&lt;i class="bi bi-folder-plus"&gt;&lt;/i&gt;</code>
 folder-symlink	link simbólico da pasta	<code>&lt;i class="bi bi-folder-symlink"&gt;&lt;/i&gt;</code>
 folder-symlink-fill	pasta-simlink-preenchimento	<code>&lt;i class="bi bi-folder-symlink-fill"&gt;&lt;/i&gt;</code>
 folder-x	pasta-x	<code>&lt;i class="bi bi-folder-x"&gt;&lt;/i&gt;</code>
 folder2	pasta2	<code>&lt;i class="bi bi-folder2"&gt;&lt;/i&gt;</code>
 folder2-open	pasta2-abrir	<code>&lt;i class="bi bi-folder2-open"&gt;&lt;/i&gt;</code>
<b>T</b> fonts	fontes	<code>&lt;i class="bi bi-fonts"&gt;&lt;/i&gt;</code>
 forward	frente	<code>&lt;i class="bi bi-forward"&gt;&lt;/i&gt;</code>
 forward-fill	preenchimento para frente	<code>&lt;i class="bi bi-forward-fill"&gt;&lt;/i&gt;</code>
 front	frente	<code>&lt;i class="bi bi-front"&gt;&lt;/i&gt;</code>


Ícone	Tradução literal (by Google Translate)	Exemplo de uso
 fullscreen	tela cheia	<code>&lt;i class="bi bi-fullscreen"&gt;&lt;/i&gt;</code>
 fullscreen-exit	saída de tela cheia	<code>&lt;i class="bi bi-fullscreen-exit"&gt;&lt;/i&gt;</code>
 funnel	funil	<code>&lt;i class="bi bi-funnel"&gt;&lt;/i&gt;</code>
 funnel-fill	preenchimento de funil	<code>&lt;i class="bi bi-funnel-fill"&gt;&lt;/i&gt;</code>
 gear	engrenagem	<code>&lt;i class="bi bi-gear"&gt;&lt;/i&gt;</code>
 gear-fill	encher de engrenagem	<code>&lt;i class="bi bi-gear-fill"&gt;&lt;/i&gt;</code>
 gear-wide	em toda a engrenagem	<code>&lt;i class="bi bi-gear-wide"&gt;&lt;/i&gt;</code>
 gear-wide-connected	conectado em toda a engrenagem	<code>&lt;i class="bi bi-gear-wide-connected"&gt;&lt;/i&gt;</code>
 gem	gema	<code>&lt;i class="bi bi-gem"&gt;&lt;/i&gt;</code>
 gender-ambiguous	ambíguo de gênero	<code>&lt;i class="bi bi-gender-ambiguous"&gt;&lt;/i&gt;</code>
 gender-female	Sexo: Feminino	<code>&lt;i class="bi bi-gender-female"&gt;&lt;/i&gt;</code>
 gender-male	gênero masculino	<code>&lt;i class="bi bi-gender-male"&gt;&lt;/i&gt;</code>
 gender-trans	transgênero	<code>&lt;i class="bi bi-gender-trans"&gt;&lt;/i&gt;</code>
 geo	geo	<code>&lt;i class="bi bi-geo"&gt;&lt;/i&gt;</code>











Ícone	Tradução literal (by Google Translate)	Exemplo de uso
 geo-alt	geo-alt	<code>&lt;i class="bi bi-geo-alt"&gt;&lt;/i&gt;</code>
 geo-alt-fill	geo-alt-fill	<code>&lt;i class="bi bi-geo-alt-fill"&gt;&lt;/i&gt;</code>
 geo-fill	preenchimento geográfico	<code>&lt;i class="bi bi-geo-fill"&gt;&lt;/i&gt;</code>
 gift	Presente	<code>&lt;i class="bi bi-gift"&gt;&lt;/i&gt;</code>
 gift-fill	presentear	<code>&lt;i class="bi bi-gift-fill"&gt;&lt;/i&gt;</code>
 git	git	<code>&lt;i class="bi bi-git"&gt;&lt;/i&gt;</code>
 github	github	<code>&lt;i class="bi bi-github"&gt;&lt;/i&gt;</code>
 globe	globo	<code>&lt;i class="bi bi-globe"&gt;&lt;/i&gt;</code>
 globe2	globo2	<code>&lt;i class="bi bi-globe2"&gt;&lt;/i&gt;</code>
 google	Google	<code>&lt;i class="bi bi-google"&gt;&lt;/i&gt;</code>
 gpu-card	placa gpu	<code>&lt;i class="bi bi-gpu-card"&gt;&lt;/i&gt;</code>
 graph-down	gráfico para baixo	<code>&lt;i class="bi bi-graph-down"&gt;&lt;/i&gt;</code>
 graph-down-arrow	seta para baixo do gráfico	<code>&lt;i class="bi bi-graph-down-arrow"&gt;&lt;/i&gt;</code>
 graph-up	gráfico-up	<code>&lt;i class="bi bi-graph-up"&gt;&lt;/i&gt;</code>
 graph-up-arrow	seta para cima	<code>&lt;i class="bi bi-graph-up-arrow"&gt;&lt;/i&gt;</code>
















Ícone	Tradução literal (by Google Translate)	Exemplo de uso
 grid	rede	<code>&lt;i class="bi bi-grid"&gt;&lt;/i&gt;</code>
 grid-1x2	grid-1x2	<code>&lt;i class="bi bi-grid-1x2"&gt;&lt;/i&gt;</code>
 grid-1x2-fill	grade-1x2-preenchimento	<code>&lt;i class="bi bi-grid-1x2-fill"&gt;&lt;/i&gt;</code>
 grid-3x2	grade-3x2	<code>&lt;i class="bi bi-grid-3x2"&gt;&lt;/i&gt;</code>
 grid-3x2-gap	grid-3x2-gap	<code>&lt;i class="bi bi-grid-3x2-gap"&gt;&lt;/i&gt;</code>
 grid-3x2-gap-fill	grid-3x2-gap-fill	<code>&lt;i class="bi bi-grid-3x2-gap-fill"&gt;&lt;/i&gt;</code>
 grid-3x3	grade-3x3	<code>&lt;i class="bi bi-grid-3x3"&gt;&lt;/i&gt;</code>
 grid-3x3-gap	grid-3x3-gap	<code>&lt;i class="bi bi-grid-3x3-gap"&gt;&lt;/i&gt;</code>
 grid-3x3-gap-fill	grid-3x3-gap-fill	<code>&lt;i class="bi bi-grid-3x3-gap-fill"&gt;&lt;/i&gt;</code>
 grid-fill	preenchimento de grade	<code>&lt;i class="bi bi-grid-fill"&gt;&lt;/i&gt;</code>
 grip-horizontal	pega-horizontal	<code>&lt;i class="bi bi-grip-horizontal"&gt;&lt;/i&gt;</code>
 grip-vertical	aperto-vertical	<code>&lt;i class="bi bi-grip-vertical"&gt;&lt;/i&gt;</code>
 hammer	martelo	<code>&lt;i class="bi bi-hammer"&gt;&lt;/i&gt;</code>
 hand-index	índice de mão	<code>&lt;i class="bi bi-hand-index"&gt;&lt;/i&gt;</code>
 hand-index-fill	preenchimento de índice manual	<code>&lt;i class="bi bi-hand-index-fill"&gt;&lt;/i&gt;</code>




Ícone	Tradução literal (by Google Translate)	Exemplo de uso
 hand-index-thumb	polegar-índice-de-mão	<code>&lt;i class="bi bi-hand-index-thumb"&gt;&lt;/i&gt;</code>
 hand-index-thumb-fill	mão-índice-polegar-preenchimento	<code>&lt;i class="bi bi-hand-index-thumb-fill"&gt;&lt;/i&gt;</code>
 hand-thumbs-down	polegares para baixo	<code>&lt;i class="bi bi-hand-thumbs-down"&gt;&lt;/i&gt;</code>
 hand-thumbs-down-fill	preenchimento com polegares para baixo	<code>&lt;i class="bi bi-hand-thumbs-down-fill"&gt;&lt;/i&gt;</code>
 hand-thumbs-up	polegar para cima	<code>&lt;i class="bi bi-hand-thumbs-up"&gt;&lt;/i&gt;</code>
 hand-thumbs-up-fill	preenchimento de polegar para cima	<code>&lt;i class="bi bi-hand-thumbs-up-fill"&gt;&lt;/i&gt;</code>
 handbag	Bolsa	<code>&lt;i class="bi bi-handbag"&gt;&lt;/i&gt;</code>
 handbag-fill	encher bolsa	<code>&lt;i class="bi bi-handbag-fill"&gt;&lt;/i&gt;</code>
# hash	cerquilha	<code>&lt;i class="bi bi-hash"&gt;&lt;/i&gt;</code>
 hdd	HD	<code>&lt;i class="bi bi-hdd"&gt;&lt;/i&gt;</code>
 hdd-fill	preenchimento de disco rígido	<code>&lt;i class="bi bi-hdd-fill"&gt;&lt;/i&gt;</code>
 hdd-network	hd-rede	<code>&lt;i class="bi bi-hdd-network"&gt;&lt;/i&gt;</code>
 hdd-network-fill	hdd-network-fill	<code>&lt;i class="bi bi-hdd-network-fill"&gt;&lt;/i&gt;</code>




















Ícone	Tradução literal (by Google Translate)	Exemplo de uso
 hdd-rack	hd-rack	<code>&lt;i class="bi bi-hdd-rack"&gt;&lt;/i&gt;</code>
 hdd-rack-fill	hdd-rack-fill	<code>&lt;i class="bi bi-hdd-rack-fill"&gt;&lt;/i&gt;</code>
 hdd-stack	pilha de disco rígido	<code>&lt;i class="bi bi-hdd-stack"&gt;&lt;/i&gt;</code>
 hdd-stack-fill	hdd-stack-fill	<code>&lt;i class="bi bi-hdd-stack-fill"&gt;&lt;/i&gt;</code>
 hdmi	HDMI	<code>&lt;i class="bi bi-hdmi"&gt;&lt;/i&gt;</code>
 hdmi-fill	preenchimento hdmi	<code>&lt;i class="bi bi-hdmi-fill"&gt;&lt;/i&gt;</code>
 headphones	fone de ouvido	<code>&lt;i class="bi bi-headphones"&gt;&lt;/i&gt;</code>
 headset	fone de ouvido	<code>&lt;i class="bi bi-headset"&gt;&lt;/i&gt;</code>
 headset-vr	fone de ouvido vr	<code>&lt;i class="bi bi-headset-vr"&gt;&lt;/i&gt;</code>
 heart	coração	<code>&lt;i class="bi bi-heart"&gt;&lt;/i&gt;</code>
 heart-arrow	seta do coração	<code>&lt;i class="bi bi-heart-arrow"&gt;&lt;/i&gt;</code>
 heart-fill	encher o coração	<code>&lt;i class="bi bi-heart-fill"&gt;&lt;/i&gt;</code>
 heart-half	meio coração	<code>&lt;i class="bi bi-heart-half"&gt;&lt;/i&gt;</code>
 heart-pulse	pulsação do coração	<code>&lt;i class="bi bi-heart-pulse"&gt;&lt;/i&gt;</code>
 heart-pulse-fill	coração-pulso-enchimento	<code>&lt;i class="bi bi-heart-pulse-fill"&gt;&lt;/i&gt;</code>














Ícone	Tradução literal (by Google Translate)	Exemplo de uso
 heartbreak	desgosto	<code>&lt;i class="bi bi-heartbreak"&gt; &lt;/i&gt;</code>
 heartbreak-fill	desgosto	<code>&lt;i class="bi bi-heartbreak- fill"&gt;&lt;/i&gt;</code>
 hearts	corações	<code>&lt;i class="bi bi-hearts"&gt;&lt;/i&gt;</code>
 heptagon	heptágono	<code>&lt;i class="bi bi-heptagon"&gt; &lt;/i&gt;</code>
 heptagon-fill	preenchimento de heptágono	<code>&lt;i class="bi bi-heptagon- fill"&gt;&lt;/i&gt;</code>
 heptagon-half	heptágono-metade	<code>&lt;i class="bi bi-heptagon- half"&gt;&lt;/i&gt;</code>
 hexagon	hexágono	<code>&lt;i class="bi bi-hexagon"&gt;&lt;/i&gt;</code>
 hexagon-fill	preenchimento de hexágono	<code>&lt;i class="bi bi-hexagon- fill"&gt;&lt;/i&gt;</code>
 hexagon-half	hexágono-metade	<code>&lt;i class="bi bi-hexagon- half"&gt;&lt;/i&gt;</code>
 hospital	hospital	<code>&lt;i class="bi bi-hospital"&gt; &lt;/i&gt;</code>
 hospital-fill	preenchimento de hospital	<code>&lt;i class="bi bi-hospital- fill"&gt;&lt;/i&gt;</code>
 hourglass	ampulheta	<code>&lt;i class="bi bi-hourglass"&gt; &lt;/i&gt;</code>
 hourglass- bottom	fundo de ampulheta	<code>&lt;i class="bi bi-hourglass- bottom"&gt;&lt;/i&gt;</code>
 hourglass-split	divisão de ampulheta	<code>&lt;i class="bi bi-hourglass- split"&gt;&lt;/i&gt;</code>



Ícone	Tradução literal (by Google Translate)		Exemplo de uso
 hourglass-top	topo de ampulheta		<code>&lt;i class="bi bi-hourglass-top"&gt;&lt;/i&gt;</code>
 house	casa		<code>&lt;i class="bi bi-house"&gt;&lt;/i&gt;</code>
 house-door	porta de casa		<code>&lt;i class="bi bi-house-door"&gt;&lt;/i&gt;</code>
 house-door-fill	casa-porta-encher		<code>&lt;i class="bi bi-house-door-fill"&gt;&lt;/i&gt;</code>
 house-fill	encher a casa		<code>&lt;i class="bi bi-house-fill"&gt;&lt;/i&gt;</code>
 house-heart	casa-coração		<code>&lt;i class="bi bi-house-heart"&gt;&lt;/i&gt;</code>
 house-heart-fill	casa-coração-encher		<code>&lt;i class="bi bi-house-heart-fill"&gt;&lt;/i&gt;</code>
 hr	hora		<code>&lt;i class="bi bi-hr"&gt;&lt;/i&gt;</code>
 hurricane	furacão		<code>&lt;i class="bi bi-hurricane"&gt;&lt;/i&gt;</code>
 hypnotize	hipnotizar		<code>&lt;i class="bi bi-hypnotize"&gt;&lt;/i&gt;</code>
 image	imagem		<code>&lt;i class="bi bi-image"&gt;&lt;/i&gt;</code>
 image-alt	imagem-alt		<code>&lt;i class="bi bi-image-alt"&gt;&lt;/i&gt;</code>
 image-fill	preenchimento de imagem		<code>&lt;i class="bi bi-image-fill"&gt;&lt;/i&gt;</code>
 images	imagens		<code>&lt;i class="bi bi-images"&gt;&lt;/i&gt;</code>
 inbox	caixa de entrada		<code>&lt;i class="bi bi-inbox"&gt;&lt;/i&gt;</code>

Ícone	Tradução literal (by Google Translate)	Exemplo de uso
 inbox-fill	preenchimento da caixa de entrada	<code>&lt;i class="bi bi-inbox-fill"&gt; &lt;/i&gt;</code>
 inboxes	caixas de entrada	<code>&lt;i class="bi bi-inboxes"&gt;&lt;/i&gt;</code>
 inboxes-fill	caixas de entrada-preencher	<code>&lt;i class="bi bi-inboxes- fill"&gt;&lt;/i&gt;</code>
 incognito	incógnito	<code>&lt;i class="bi bi-incognito"&gt; &lt;/i&gt;</code>
 infinity	infinidade	<code>&lt;i class="bi bi-infinity"&gt; &lt;/i&gt;</code>
<i>i</i> info	informação	<code>&lt;i class="bi bi-info"&gt;&lt;/i&gt;</code>
 info-circle	círculo de informação	<code>&lt;i class="bi bi-info-circle"&gt; &lt;/i&gt;</code>
 info-circle-fill	info-círculo-preenchimento	<code>&lt;i class="bi bi-info-circle- fill"&gt;&lt;/i&gt;</code>
<i>i</i> info-lg	info-lg	<code>&lt;i class="bi bi-info-lg"&gt;&lt;/i&gt;</code>
 info-square	info-quadrado	<code>&lt;i class="bi bi-info-square"&gt; &lt;/i&gt;</code>
 info-square-fill	info-square-fill	<code>&lt;i class="bi bi-info-square- fill"&gt;&lt;/i&gt;</code>
 input-cursor	cursor de entrada	<code>&lt;i class="bi bi-input- cursor"&gt;&lt;/i&gt;</code>
 input-cursor-text	entrada-cursor-texto	<code>&lt;i class="bi bi-input-cursor- text"&gt;&lt;/i&gt;</code>
 instagram	Instagram	<code>&lt;i class="bi bi-instagram"&gt; &lt;/i&gt;</code>















Ícone	Tradução literal (by Google Translate)	Exemplo de uso
 intersect	cruzar	<code>&lt;i class="bi bi-intersect"&gt;&lt;/i&gt;</code>
 journal	Diário	<code>&lt;i class="bi bi-journal"&gt;&lt;/i&gt;</code>
 journal-album	álbum-jornal	<code>&lt;i class="bi bi-journal-album"&gt;&lt;/i&gt;</code>
 journal-arrow-down	diário-seta para baixo	<code>&lt;i class="bi bi-journal-arrow-down"&gt;&lt;/i&gt;</code>
 journal-arrow-up	diário-seta para cima	<code>&lt;i class="bi bi-journal-arrow-up"&gt;&lt;/i&gt;</code>
 journal-bookmark	marcador de diário	<code>&lt;i class="bi bi-journal-bookmark"&gt;&lt;/i&gt;</code>
 journal-bookmark-fill	diário-bookmark-preencher	<code>&lt;i class="bi bi-journal-bookmark-fill"&gt;&lt;/i&gt;</code>
 journal-check	verificação de diário	<code>&lt;i class="bi bi-journal-check"&gt;&lt;/i&gt;</code>
 journal-code	código do diário	<code>&lt;i class="bi bi-journal-code"&gt;&lt;/i&gt;</code>
 journal-medical	revista médica	<code>&lt;i class="bi bi-journal-medical"&gt;&lt;/i&gt;</code>
 journal-minus	diário-menos	<code>&lt;i class="bi bi-journal-minus"&gt;&lt;/i&gt;</code>
 journal-plus	diário-plus	<code>&lt;i class="bi bi-journal-plus"&gt;&lt;/i&gt;</code>
 journal-richtext	texto rico em diário	<code>&lt;i class="bi bi-journal-richtext"&gt;&lt;/i&gt;</code>

Ícone		Tradução literal (by Google Translate)	Exemplo de uso
 journal-text		texto-diário	<code>&lt;i class="bi bi-journal-text"&gt;&lt;/i&gt;</code>
 journal-x		diário-x	<code>&lt;i class="bi bi-journal-x"&gt;&lt;/i&gt;</code>
 journals		diários	<code>&lt;i class="bi bi-journals"&gt;&lt;/i&gt;</code>
 joystick		controle de video game	<code>&lt;i class="bi bi-joystick"&gt;&lt;/i&gt;</code>
 justify		justificar	<code>&lt;i class="bi bi-justify"&gt;&lt;/i&gt;</code>
 justify-left		justificar-esquerda	<code>&lt;i class="bi bi-justify-left"&gt;&lt;/i&gt;</code>
 justify-right		justificar direito	<code>&lt;i class="bi bi-justify-right"&gt;&lt;/i&gt;</code>
 kanban		kanban	<code>&lt;i class="bi bi-kanban"&gt;&lt;/i&gt;</code>
 kanban-fill		preenchimento de kanban	<code>&lt;i class="bi bi-kanban-fill"&gt;&lt;/i&gt;</code>
 key		chave	<code>&lt;i class="bi bi-key"&gt;&lt;/i&gt;</code>
 key-fill		preenchimento de chave	<code>&lt;i class="bi bi-key-fill"&gt;&lt;/i&gt;</code>
 keyboard		teclado	<code>&lt;i class="bi bi-keyboard"&gt;&lt;/i&gt;</code>
 keyboard-fill		preenchimento de teclado	<code>&lt;i class="bi bi-keyboard-fill"&gt;&lt;/i&gt;</code>
 ladder		escada	<code>&lt;i class="bi bi-ladder"&gt;&lt;/i&gt;</code>
 lamp		luminária	<code>&lt;i class="bi bi-lamp"&gt;&lt;/i&gt;</code>

Ícone	Tradução literal (by Google Translate)	Exemplo de uso
 lamp-fill	abajur	<code>&lt;i class="bi bi-lamp-fill"&gt; &lt;/i&gt;</code>
 laptop	laptop	<code>&lt;i class="bi bi-laptop"&gt;&lt;/i&gt;</code>
 laptop-fill	laptop-encher	<code>&lt;i class="bi bi-laptop-fill"&gt; &lt;/i&gt;</code>
 layer-backward	camada para trás	<code>&lt;i class="bi bi-layer-backward"&gt;&lt;/i&gt;</code>
 layer-forward	camada para frente	<code>&lt;i class="bi bi-layer-forward"&gt;&lt;/i&gt;</code>
 layers	camadas	<code>&lt;i class="bi bi-layers"&gt;&lt;/i&gt;</code>
 layers-fill	preenchimento de camadas	<code>&lt;i class="bi bi-layers-fill"&gt; &lt;/i&gt;</code>
 layers-half	camadas-meia	<code>&lt;i class="bi bi-layers-half"&gt; &lt;/i&gt;</code>
 layout-sidebar	barra lateral de layout	<code>&lt;i class="bi bi-layout-sidebar"&gt;&lt;/i&gt;</code>
 layout-sidebar-inset	layout-sidebar-inset	<code>&lt;i class="bi bi-layout-sidebar-inset"&gt;&lt;/i&gt;</code>
 layout-sidebar-inset-reverse	layout-sidebar-inset-reverse	<code>&lt;i class="bi bi-layout-sidebar-inset-reverse"&gt;&lt;/i&gt;</code>
 layout-sidebar-reverse	layout-sidebar-reverse	<code>&lt;i class="bi bi-layout-sidebar-reverse"&gt;&lt;/i&gt;</code>
 layout-split	divisão de layout	<code>&lt;i class="bi bi-layout-split"&gt;&lt;/i&gt;</code>
















Ícone	Tradução literal (by Google Translate)	Exemplo de uso
 layout-text-sidebar	barra lateral de texto de layout	<code>&lt;i class="bi bi-layout-text-sidebar"&gt;&lt;/i&gt;</code>
 layout-text-sidebar-reverse	layout-texto-barra lateral-reverso	<code>&lt;i class="bi bi-layout-text-sidebar-reverse"&gt;&lt;/i&gt;</code>
 layout-text-window	layout-texto-janela	<code>&lt;i class="bi bi-layout-text-window"&gt;&lt;/i&gt;</code>
 layout-text-window-reverse	layout-texto-janela-reverso	<code>&lt;i class="bi bi-layout-text-window-reverse"&gt;&lt;/i&gt;</code>
 layout-three-columns	layout-três-colunas	<code>&lt;i class="bi bi-layout-three-columns"&gt;&lt;/i&gt;</code>
 layout-wtf	layout-wtf	<code>&lt;i class="bi bi-layout-wtf"&gt;&lt;/i&gt;</code>
 life-preserver	colete salva-vidas	<code>&lt;i class="bi bi-life-preserver"&gt;&lt;/i&gt;</code>
 lightbulb	lâmpada elétrica	<code>&lt;i class="bi bi-lightbulb"&gt;&lt;/i&gt;</code>
 lightbulb-fill	encher de lâmpada	<code>&lt;i class="bi bi-lightbulb-fill"&gt;&lt;/i&gt;</code>
 lightbulb-off	lâmpada apagada	<code>&lt;i class="bi bi-lightbulb-off"&gt;&lt;/i&gt;</code>
 lightbulb-off-fill	lâmpada-off-fill	<code>&lt;i class="bi bi-lightbulb-off-fill"&gt;&lt;/i&gt;</code>
 lightning	relâmpago	<code>&lt;i class="bi bi-lightning"&gt;&lt;/i&gt;</code>
 lightning-charge	carga relâmpago	<code>&lt;i class="bi bi-lightning-charge"&gt;&lt;/i&gt;</code>






Ícone	Tradução literal (by Google Translate)	Exemplo de uso
 lightning-charge-fill	carga-relâmpago-fill	<code>&lt;i class="bi bi-lightning-charge-fill"&gt;&lt;/i&gt;</code>
 lightning-fill	relâmpago	<code>&lt;i class="bi bi-lightning-fill"&gt;&lt;/i&gt;</code>
 line	linha	<code>&lt;i class="bi bi-line"&gt;&lt;/i&gt;</code>
 link	link	<code>&lt;i class="bi bi-link"&gt;&lt;/i&gt;</code>
 link-45deg	link-45deg	<code>&lt;i class="bi bi-link-45deg"&gt;&lt;/i&gt;</code>
 linkedin	linkedin	<code>&lt;i class="bi bi-linkedin"&gt;&lt;/i&gt;</code>
 list	Lista	<code>&lt;i class="bi bi-list"&gt;&lt;/i&gt;</code>
 list-check	verificação de lista	<code>&lt;i class="bi bi-list-check"&gt;&lt;/i&gt;</code>
 list-columns	colunas de lista	<code>&lt;i class="bi bi-list-columns"&gt;&lt;/i&gt;</code>
 list-columns-reverse	lista-colunas-reverso	<code>&lt;i class="bi bi-list-columns-reverse"&gt;&lt;/i&gt;</code>
 list-nested	aninhado em lista	<code>&lt;i class="bi bi-list-nested"&gt;&lt;/i&gt;</code>
 list-ol	lista-ol	<code>&lt;i class="bi bi-list-ol"&gt;&lt;/i&gt;</code>
 list-stars	lista de estrelas	<code>&lt;i class="bi bi-list-stars"&gt;&lt;/i&gt;</code>
 list-task	lista-tarefa	<code>&lt;i class="bi bi-list-task"&gt;&lt;/i&gt;</code>

Ícone	Tradução literal (by Google Translate)	Exemplo de uso
 list-ul	list-ul	<code>&lt;i class="bi bi-list-ul"&gt;&lt;/i&gt;</code>
 lock	trancar	<code>&lt;i class="bi bi-lock"&gt;&lt;/i&gt;</code>
 lock-fill	cadeado	<code>&lt;i class="bi bi-lock-fill"&gt;&lt;/i&gt;</code>
 magic	Magia	<code>&lt;i class="bi bi-magic"&gt;&lt;/i&gt;</code>
 magnet	magnético	<code>&lt;i class="bi bi-magnet"&gt;&lt;/i&gt;</code>
 magnet-fill	preenchimento magnético	<code>&lt;i class="bi bi-magnet-fill"&gt;&lt;/i&gt;</code>
 mailbox	caixa de correio	<code>&lt;i class="bi bi-mailbox"&gt;&lt;/i&gt;</code>
 mailbox2	caixa de correio2	<code>&lt;i class="bi bi-mailbox2"&gt;&lt;/i&gt;</code>
 map	mapa	<code>&lt;i class="bi bi-map"&gt;&lt;/i&gt;</code>
 map-fill	preenchimento de mapa	<code>&lt;i class="bi bi-map-fill"&gt;&lt;/i&gt;</code>
 markdown	remarcação	<code>&lt;i class="bi bi-markdown"&gt;&lt;/i&gt;</code>
 markdown-fill	preenchimento de remarcação	<code>&lt;i class="bi bi-markdown-fill"&gt;&lt;/i&gt;</code>
 mask	mascarar	<code>&lt;i class="bi bi-mask"&gt;&lt;/i&gt;</code>
 mastodon	mastodonte	<code>&lt;i class="bi bi-mastodon"&gt;&lt;/i&gt;</code>
 medium	médio	<code>&lt;i class="bi bi-medium"&gt;&lt;/i&gt;</code>












Ícone	Tradução literal (by Google Translate)	Exemplo de uso
 megaphone	megafone	<code>&lt;i class="bi bi-megaphone"&gt;&lt;/i&gt;</code>
 megaphone-fill	preenchimento de megafone	<code>&lt;i class="bi bi-megaphone-fill"&gt;&lt;/i&gt;</code>
 memory	memória	<code>&lt;i class="bi bi-memory"&gt;&lt;/i&gt;</code>
 menu-app	aplicativo de menu	<code>&lt;i class="bi bi-menu-app"&gt;&lt;/i&gt;</code>
 menu-app-fill	menu-app-preencher	<code>&lt;i class="bi bi-menu-app-fill"&gt;&lt;/i&gt;</code>
 menu-button	botão de menu	<code>&lt;i class="bi bi-menu-button"&gt;&lt;/i&gt;</code>
 menu-button-fill	menu-botão-preencher	<code>&lt;i class="bi bi-menu-button-fill"&gt;&lt;/i&gt;</code>
 menu-button-wide	botão de menu amplo	<code>&lt;i class="bi bi-menu-button-wide"&gt;&lt;/i&gt;</code>
 menu-button-wide-fill	menu-button-wide-preenchimento	<code>&lt;i class="bi bi-menu-button-wide-fill"&gt;&lt;/i&gt;</code>
 menu-down	menu para baixo	<code>&lt;i class="bi bi-menu-down"&gt;&lt;/i&gt;</code>
 menu-up	menu-up	<code>&lt;i class="bi bi-menu-up"&gt;&lt;/i&gt;</code>
 messenger	mensageiro	<code>&lt;i class="bi bi-messenger"&gt;&lt;/i&gt;</code>
 meta	meta	<code>&lt;i class="bi bi-meta"&gt;&lt;/i&gt;</code>
 mic	microfone	<code>&lt;i class="bi bi-mic"&gt;&lt;/i&gt;</code>

Ícone	Tradução literal (by Google Translate)	Exemplo de uso
 mic-fill	preenchimento de microfone	<code>&lt;i class="bi bi-mic-fill"&gt; &lt;/i&gt;</code>
 mic-mute	microfone mudo	<code>&lt;i class="bi bi-mic-mute"&gt; &lt;/i&gt;</code>
 mic-mute-fill	mic-mudo-preenchimento	<code>&lt;i class="bi bi-mic-mute- fill"&gt;&lt;/i&gt;</code>
 microsoft	Microsoft	<code>&lt;i class="bi bi-microsoft"&gt; &lt;/i&gt;</code>
 minecart	carrinho de mina	<code>&lt;i class="bi bi-minecart"&gt; &lt;/i&gt;</code>
 minecart-loaded	Carrinho de mina carregado	<code>&lt;i class="bi bi-minecart- loaded"&gt;&lt;/i&gt;</code>
 modem	modem	<code>&lt;i class="bi bi-modem"&gt;&lt;/i&gt;</code>
 modem-fill	preenchimento de modem	<code>&lt;i class="bi bi-modem-fill"&gt; &lt;/i&gt;</code>
 moisture	umidade	<code>&lt;i class="bi bi-moisture"&gt; &lt;/i&gt;</code>
 moon	lua	<code>&lt;i class="bi bi-moon"&gt;&lt;/i&gt;</code>
 moon-fill	encher a lua	<code>&lt;i class="bi bi-moon-fill"&gt; &lt;/i&gt;</code>
 moon-stars	estrelas da lua	<code>&lt;i class="bi bi-moon-stars"&gt; &lt;/i&gt;</code>
 moon-stars-fill	lua-estrelas-encher	<code>&lt;i class="bi bi-moon-stars- fill"&gt;&lt;/i&gt;</code>
 mortarboard	capelo	<code>&lt;i class="bi bi-mortarboard"&gt; &lt;/i&gt;</code>
 mortarboard-fill	preenchimento de capelo	<code>&lt;i class="bi bi-mortarboard- fill"&gt;&lt;/i&gt;</code>

Ícone	Tradução literal (by Google Translate)	Exemplo de uso
 motherboard	placa-mãe	<code>&lt;i class="bi bi-motherboard"&gt;&lt;/i&gt;</code>
 motherboard-fill	preenchimento da placa-mãe	<code>&lt;i class="bi bi-motherboard-fill"&gt;&lt;/i&gt;</code>
 mouse	mouse	<code>&lt;i class="bi bi-mouse"&gt;&lt;/i&gt;</code>
 mouse-fill	preenchimento do mouse	<code>&lt;i class="bi bi-mouse-fill"&gt;&lt;/i&gt;</code>
 mouse2	mouse2	<code>&lt;i class="bi bi-mouse2"&gt;&lt;/i&gt;</code>
 mouse2-fill	mouse2-preencher	<code>&lt;i class="bi bi-mouse2-fill"&gt;&lt;/i&gt;</code>
 mouse3	mouse3	<code>&lt;i class="bi bi-mouse3"&gt;&lt;/i&gt;</code>
 mouse3-fill	mouse3-preencher	<code>&lt;i class="bi bi-mouse3-fill"&gt;&lt;/i&gt;</code>
 music-note	Nota musical	<code>&lt;i class="bi bi-music-note"&gt;&lt;/i&gt;</code>
 music-note-beamed	música-nota-transmitida	<code>&lt;i class="bi bi-music-note-beamed"&gt;&lt;/i&gt;</code>
 music-note-list	lista de notas musicais	<code>&lt;i class="bi bi-music-note-list"&gt;&lt;/i&gt;</code>
 music-player	reprodutor de música	<code>&lt;i class="bi bi-music-player"&gt;&lt;/i&gt;</code>
 music-player-fill	music-player-preencher	<code>&lt;i class="bi bi-music-player-fill"&gt;&lt;/i&gt;</code>
 newspaper	jornal	<code>&lt;i class="bi bi-newspaper"&gt;&lt;/i&gt;</code>

Ícone		Tradução literal (by Google Translate)	Exemplo de uso
	nintendo-switch	Nintendo Switch	<code>&lt;i class="bi bi-nintendo-switch"&gt;&lt;/i&gt;</code>
	node-minus	nó menos	<code>&lt;i class="bi bi-node-minus"&gt;&lt;/i&gt;</code>
	node-minus-fill	nó-menos-preenchimento	<code>&lt;i class="bi bi-node-minus-fill"&gt;&lt;/i&gt;</code>
	node-plus	nó mais	<code>&lt;i class="bi bi-node-plus"&gt;&lt;/i&gt;</code>
	node-plus-fill	nó mais preenchimento	<code>&lt;i class="bi bi-node-plus-fill"&gt;&lt;/i&gt;</code>
	nut	noz	<code>&lt;i class="bi bi-nut"&gt;&lt;/i&gt;</code>
	nut-fill	recheio de nozes	<code>&lt;i class="bi bi-nut-fill"&gt;&lt;/i&gt;</code>
	octagon	octógono	<code>&lt;i class="bi bi-octagon"&gt;&lt;/i&gt;</code>
	octagon-fill	preenchimento octógono	<code>&lt;i class="bi bi-octagon-fill"&gt;&lt;/i&gt;</code>
	octagon-half	meio octógono	<code>&lt;i class="bi bi-octagon-half"&gt;&lt;/i&gt;</code>
	optical-audio	áudio óptico	<code>&lt;i class="bi bi-optical-audio"&gt;&lt;/i&gt;</code>
	optical-audio-fill	preenchimento de áudio óptico	<code>&lt;i class="bi bi-optical-audio-fill"&gt;&lt;/i&gt;</code>
	option	opção	<code>&lt;i class="bi bi-option"&gt;&lt;/i&gt;</code>
	outlet	saída	<code>&lt;i class="bi bi-outlet"&gt;&lt;/i&gt;</code>
	paint-bucket	balde de tinta	<code>&lt;i class="bi bi-paint-bucket"&gt;&lt;/i&gt;</code>

Ícone		Tradução literal (by Google Translate)	Exemplo de uso
	palette	paleta	<code>&lt;i class="bi bi-palette"&gt;&lt;/i&gt;</code>
	palette-fill	preenchimento de paleta	<code>&lt;i class="bi bi-palette-fill"&gt;&lt;/i&gt;</code>
	palette2	paleta2	<code>&lt;i class="bi bi-palette2"&gt;&lt;/i&gt;</code>
	paperclip	clipe de papel	<code>&lt;i class="bi bi-paperclip"&gt;&lt;/i&gt;</code>
	paragraph	parágrafo	<code>&lt;i class="bi bi-paragraph"&gt;&lt;/i&gt;</code>
	patch-check	verificação de patches	<code>&lt;i class="bi bi-patch-check"&gt;&lt;/i&gt;</code>
	patch-check-fill	patch-check-fill	<code>&lt;i class="bi bi-patch-check-fill"&gt;&lt;/i&gt;</code>
	patch-exclamation	patch-exclamação	<code>&lt;i class="bi bi-patch-exclamation"&gt;&lt;/i&gt;</code>
	patch-exclamation-fill	patch-exclamação-preenchimento	<code>&lt;i class="bi bi-patch-exclamation-fill"&gt;&lt;/i&gt;</code>
	patch-minus	patch-minus	<code>&lt;i class="bi bi-patch-minus"&gt;&lt;/i&gt;</code>
	patch-minus-fill	patch-minus-fill	<code>&lt;i class="bi bi-patch-minus-fill"&gt;&lt;/i&gt;</code>
	patch-plus	patch-plus	<code>&lt;i class="bi bi-patch-plus"&gt;&lt;/i&gt;</code>
	patch-plus-fill	patch-plus-fill	<code>&lt;i class="bi bi-patch-plus-fill"&gt;&lt;/i&gt;</code>
	patch-question	pergunta de remendo	<code>&lt;i class="bi bi-patch-question"&gt;&lt;/i&gt;</code>

Ícone		Tradução literal (by Google Translate)	Exemplo de uso
 patch-question-fill		patch-question-fill	<code>&lt;i class="bi bi-patch-question-fill"&gt;&lt;/i&gt;</code>
 pause		pausa	<code>&lt;i class="bi bi-pause"&gt;&lt;/i&gt;</code>
 pause-btn		pausa-btn	<code>&lt;i class="bi bi-pause-btn"&gt;&lt;/i&gt;</code>
 pause-btn-fill		pausa-btn-preenchimento	<code>&lt;i class="bi bi-pause-btn-fill"&gt;&lt;/i&gt;</code>
 pause-circle		pausa-círculo	<code>&lt;i class="bi bi-pause-circle"&gt;&lt;/i&gt;</code>
 pause-circle-fill		pausa-círculo-preenchimento	<code>&lt;i class="bi bi-pause-circle-fill"&gt;&lt;/i&gt;</code>
 pause-fill		pausa-preenchimento	<code>&lt;i class="bi bi-pause-fill"&gt;&lt;/i&gt;</code>
 paypal		paypal	<code>&lt;i class="bi bi-paypal"&gt;&lt;/i&gt;</code>
 pc		computador	<code>&lt;i class="bi bi-pc"&gt;&lt;/i&gt;</code>
 pc-display		monitor de computador	<code>&lt;i class="bi bi-pc-display"&gt;&lt;/i&gt;</code>
 pc-display-horizontal		pc-display-horizontal	<code>&lt;i class="bi bi-pc-display-horizontal"&gt;&lt;/i&gt;</code>
 pc-horizontal		pc-horizontal	<code>&lt;i class="bi bi-pc-horizontal"&gt;&lt;/i&gt;</code>
 pci-card		cartão pci	<code>&lt;i class="bi bi-pci-card"&gt;&lt;/i&gt;</code>
 peace		Paz	<code>&lt;i class="bi bi-peace"&gt;&lt;/i&gt;</code>






























Ícone		Tradução literal (by Google Translate)	Exemplo de uso
	peace-fill	cheio de paz	<code>&lt;i class="bi bi-peace-fill"&gt;&lt;/i&gt;</code>
	pen	caneta	<code>&lt;i class="bi bi-pen"&gt;&lt;/i&gt;</code>
	pen-fill	caneta-encher	<code>&lt;i class="bi bi-pen-fill"&gt;&lt;/i&gt;</code>
	pencil	lápiz	<code>&lt;i class="bi bi-pencil"&gt;&lt;/i&gt;</code>
	pencil-fill	preenchimento de lápis	<code>&lt;i class="bi bi-pencil-fill"&gt;&lt;/i&gt;</code>
	pencil-square	quadrado de lápis	<code>&lt;i class="bi bi-pencil-square"&gt;&lt;/i&gt;</code>
	pentagon	Pentágono	<code>&lt;i class="bi bi-pentagon"&gt;&lt;/i&gt;</code>
	pentagon-fill	preenchimento de pentágono	<code>&lt;i class="bi bi-pentagon-fill"&gt;&lt;/i&gt;</code>
	pentagon-half	meio pentágono	<code>&lt;i class="bi bi-pentagon-half"&gt;&lt;/i&gt;</code>
	people	pessoas	<code>&lt;i class="bi bi-people"&gt;&lt;/i&gt;</code>
	people-fill	encher de gente	<code>&lt;i class="bi bi-people-fill"&gt;&lt;/i&gt;</code>
	percent	por cento	<code>&lt;i class="bi bi-percent"&gt;&lt;/i&gt;</code>
	person	pessoa	<code>&lt;i class="bi bi-person"&gt;&lt;/i&gt;</code>
	person-badge	distintivo de pessoa	<code>&lt;i class="bi bi-person-badge"&gt;&lt;/i&gt;</code>

Ícone	Tradução literal (by Google Translate)	Exemplo de uso
 person-badge-fill	pessoa-crachá-preenchimento	<code>&lt;i class="bi bi-person-badge-fill"&gt;&lt;/i&gt;</code>
 person-bounding-box	caixa delimitadora de pessoa	<code>&lt;i class="bi bi-person-bounding-box"&gt;&lt;/i&gt;</code>
 person-check	verificação de pessoa	<code>&lt;i class="bi bi-person-check"&gt;&lt;/i&gt;</code>
 person-check-fill	pessoa-cheque-preenchimento	<code>&lt;i class="bi bi-person-check-fill"&gt;&lt;/i&gt;</code>
 person-circle	pessoa-círculo	<code>&lt;i class="bi bi-person-circle"&gt;&lt;/i&gt;</code>
 person-dash	pessoa-traço	<code>&lt;i class="bi bi-person-dash"&gt;&lt;/i&gt;</code>
 person-dash-fill	pessoa-traço-preenchimento	<code>&lt;i class="bi bi-person-dash-fill"&gt;&lt;/i&gt;</code>
 person-fill	preenchimento de pessoa	<code>&lt;i class="bi bi-person-fill"&gt;&lt;/i&gt;</code>
 person-heart	pessoa-coração	<code>&lt;i class="bi bi-person-heart"&gt;&lt;/i&gt;</code>
 person-hearts	corações de pessoas	<code>&lt;i class="bi bi-person-hearts"&gt;&lt;/i&gt;</code>
 person-lines-fill	pessoa-linhas-preenchimento	<code>&lt;i class="bi bi-person-lines-fill"&gt;&lt;/i&gt;</code>
 person-plus	pessoa mais	<code>&lt;i class="bi bi-person-plus"&gt;&lt;/i&gt;</code>
 person-plus-fill	pessoa-mais-preenchimento	<code>&lt;i class="bi bi-person-plus-fill"&gt;&lt;/i&gt;</code>
 person-rolodex	pessoa-rolodex	<code>&lt;i class="bi bi-person-rolodex"&gt;&lt;/i&gt;</code>

Ícone	Tradução literal (by Google Translate)	Exemplo de uso
 person-square	pessoa quadrada	<code>&lt;i class="bi bi-person-square"&gt;&lt;/i&gt;</code>
 person-video	pessoa-vídeo	<code>&lt;i class="bi bi-person-video"&gt;&lt;/i&gt;</code>
 person-video2	pessoa-vídeo2	<code>&lt;i class="bi bi-person-video2"&gt;&lt;/i&gt;</code>
 person-video3	pessoa-vídeo3	<code>&lt;i class="bi bi-person-video3"&gt;&lt;/i&gt;</code>
 person-workspace	pessoa-espço de trabalho	<code>&lt;i class="bi bi-person-workspace"&gt;&lt;/i&gt;</code>
 person-x	pessoa-x	<code>&lt;i class="bi bi-person-x"&gt;&lt;/i&gt;</code>
 person-x-fill	pessoa-x-preencher	<code>&lt;i class="bi bi-person-x-fill"&gt;&lt;/i&gt;</code>
 phone	telefone	<code>&lt;i class="bi bi-phone"&gt;&lt;/i&gt;</code>
 phone-fill	telefone-preencher	<code>&lt;i class="bi bi-phone-fill"&gt;&lt;/i&gt;</code>
 phone-flip	telefone-flip	<code>&lt;i class="bi bi-phone-flip"&gt;&lt;/i&gt;</code>
 phone-landscape	telefone-paisagem	<code>&lt;i class="bi bi-phone-landscape"&gt;&lt;/i&gt;</code>
 phone-landscape-fill	telefone-paisagem-preenchimento	<code>&lt;i class="bi bi-phone-landscape-fill"&gt;&lt;/i&gt;</code>
 phone-vibrate	telefone-vibrar	<code>&lt;i class="bi bi-phone-vibrate"&gt;&lt;/i&gt;</code>

Ícone	Tradução literal (by Google Translate)	Exemplo de uso
 phone-vibrate-fill	telefone-vibrar-preencher	<code>&lt;i class="bi bi-phone-vibrate-fill"&gt;&lt;/i&gt;</code>
 pie-chart	gráfico de pizza	<code>&lt;i class="bi bi-pie-chart"&gt;&lt;/i&gt;</code>
 pie-chart-fill	preenchimento de gráfico de pizza	<code>&lt;i class="bi bi-pie-chart-fill"&gt;&lt;/i&gt;</code>
 piggy-bank	cofrinho	<code>&lt;i class="bi bi-piggy-bank"&gt;&lt;/i&gt;</code>
 piggy-bank-fill	preenchimento de cofrinho	<code>&lt;i class="bi bi-piggy-bank-fill"&gt;&lt;/i&gt;</code>
 pin	alfinete	<code>&lt;i class="bi bi-pin"&gt;&lt;/i&gt;</code>
 pin-angle	pin-angle	<code>&lt;i class="bi bi-pin-angle"&gt;&lt;/i&gt;</code>
 pin-angle-fill	preenchimento de ângulo de pino	<code>&lt;i class="bi bi-pin-angle-fill"&gt;&lt;/i&gt;</code>
 pin-fill	preenchimento de alfinetes	<code>&lt;i class="bi bi-pin-fill"&gt;&lt;/i&gt;</code>
 pin-map	pin-map	<code>&lt;i class="bi bi-pin-map"&gt;&lt;/i&gt;</code>
 pin-map-fill	pin-mapa-preenchimento	<code>&lt;i class="bi bi-pin-map-fill"&gt;&lt;/i&gt;</code>
 pinterest	pinterest	<code>&lt;i class="bi bi-pinterest"&gt;&lt;/i&gt;</code>
 pip	pip	<code>&lt;i class="bi bi-pip"&gt;&lt;/i&gt;</code>
 pip-fill	pip-encher	<code>&lt;i class="bi bi-pip-fill"&gt;&lt;/i&gt;</code>
















Ícone	Tradução literal (by Google Translate)	Exemplo de uso
 play	Reproduzir	<code>&lt;i class="bi bi-play"&gt;&lt;/i&gt;</code>
 play-btn	play-btn	<code>&lt;i class="bi bi-play-btn"&gt;&lt;/i&gt;</code>
 play-btn-fill	play-btn-fill	<code>&lt;i class="bi bi-play-btn-fill"&gt;&lt;/i&gt;</code>
 play-circle	círculo de jogo	<code>&lt;i class="bi bi-play-circle"&gt;&lt;/i&gt;</code>
 play-circle-fill	jogar-círculo-preencher	<code>&lt;i class="bi bi-play-circle-fill"&gt;&lt;/i&gt;</code>
 play-fill	play-fill	<code>&lt;i class="bi bi-play-fill"&gt;&lt;/i&gt;</code>
 playstation	playstation	<code>&lt;i class="bi bi-playstation"&gt;&lt;/i&gt;</code>
 plug	plugue	<code>&lt;i class="bi bi-plug"&gt;&lt;/i&gt;</code>
 plug-fill	plug-fill	<code>&lt;i class="bi bi-plug-fill"&gt;&lt;/i&gt;</code>
 plugin	plugar	<code>&lt;i class="bi bi-plugin"&gt;&lt;/i&gt;</code>
 plus	mais	<code>&lt;i class="bi bi-plus"&gt;&lt;/i&gt;</code>
 plus-circle	círculo positivo	<code>&lt;i class="bi bi-plus-circle"&gt;&lt;/i&gt;</code>
 plus-circle-dotted	mais-círculo pontilhado	<code>&lt;i class="bi bi-plus-circle-dotted"&gt;&lt;/i&gt;</code>
 plus-circle-fill	mais-círculo-preenchimento	<code>&lt;i class="bi bi-plus-circle-fill"&gt;&lt;/i&gt;</code>
















Ícone	Tradução literal (by Google Translate)	Exemplo de uso
 plus-lg	plus-lg	<code>&lt;i class="bi bi-plus-lg"&gt;&lt;/i&gt;</code>
 plus-slash-minus	mais-barra-menos	<code>&lt;i class="bi bi-plus-slash-minus"&gt;&lt;/i&gt;</code>
 plus-square	quadrado positivo	<code>&lt;i class="bi bi-plus-square"&gt;&lt;/i&gt;</code>
 plus-square-dotted	mais quadrado pontilhado	<code>&lt;i class="bi bi-plus-square-dotted"&gt;&lt;/i&gt;</code>
 plus-square-fill	mais-quadrado-preenchimento	<code>&lt;i class="bi bi-plus-square-fill"&gt;&lt;/i&gt;</code>
 postage	postagem	<code>&lt;i class="bi bi-postage"&gt;&lt;/i&gt;</code>
 postage-fill	envio postal	<code>&lt;i class="bi bi-postage-fill"&gt;&lt;/i&gt;</code>
 postage-heart	coração postal	<code>&lt;i class="bi bi-postage-heart"&gt;&lt;/i&gt;</code>
 postage-heart-fill	postagem-coração-preenchimento	<code>&lt;i class="bi bi-postage-heart-fill"&gt;&lt;/i&gt;</code>
 postcard	cartão postal	<code>&lt;i class="bi bi-postcard"&gt;&lt;/i&gt;</code>
 postcard-fill	preenchimento de cartão postal	<code>&lt;i class="bi bi-postcard-fill"&gt;&lt;/i&gt;</code>
 postcard-heart	coração-postal	<code>&lt;i class="bi bi-postcard-heart"&gt;&lt;/i&gt;</code>
 postcard-heart-fill	cartão postal de preenchimento de coração	<code>&lt;i class="bi bi-postcard-heart-fill"&gt;&lt;/i&gt;</code>















Ícone	Tradução literal (by Google Translate)	Exemplo de uso
 power	potência	<code>&lt;i class="bi bi-power"&gt;&lt;/i&gt;</code>
 printer	impressora	<code>&lt;i class="bi bi-printer"&gt;&lt;/i&gt;</code>
 printer-fill	preenchimento de impressora	<code>&lt;i class="bi bi-printer-fill"&gt;&lt;/i&gt;</code>
 projector	projektor	<code>&lt;i class="bi bi-projector"&gt;&lt;/i&gt;</code>
 projector-fill	preenchimento do projetor	<code>&lt;i class="bi bi-projector-fill"&gt;&lt;/i&gt;</code>
 puzzle	quebra-cabeça	<code>&lt;i class="bi bi-puzzle"&gt;&lt;/i&gt;</code>
 puzzle-fill	quebra-cabeça	<code>&lt;i class="bi bi-puzzle-fill"&gt;&lt;/i&gt;</code>
 qr-code	Código QR	<code>&lt;i class="bi bi-qr-code"&gt;&lt;/i&gt;</code>
 qr-code-scan	QR-code-scan	<code>&lt;i class="bi bi-qr-code-scan"&gt;&lt;/i&gt;</code>
 question	pergunta	<code>&lt;i class="bi bi-question"&gt;&lt;/i&gt;</code>
 question-circle	círculo de perguntas	<code>&lt;i class="bi bi-question-circle"&gt;&lt;/i&gt;</code>
 question-circle-fill	preenchimento de círculo de perguntas	<code>&lt;i class="bi bi-question-circle-fill"&gt;&lt;/i&gt;</code>
 question-diamond	pergunta-diamante	<code>&lt;i class="bi bi-question-diamond"&gt;&lt;/i&gt;</code>
 question-diamond-fill	pergunta-preenchimento de diamante	<code>&lt;i class="bi bi-question-diamond-fill"&gt;&lt;/i&gt;</code>















Ícone	Tradução literal (by Google Translate)	Exemplo de uso
 question-lg	pergunta-lg	<code>&lt;i class="bi bi-question-lg"&gt; &lt;/i&gt;</code>
 question-octagon	pergunta-octógono	<code>&lt;i class="bi bi-question-octagon"&gt;&lt;/i&gt;</code>
 question-octagon-fill	pergunta-octagon-preenchimento	<code>&lt;i class="bi bi-question-octagon-fill"&gt;&lt;/i&gt;</code>
 question-square	quadrado de interrogação	<code>&lt;i class="bi bi-question-square"&gt;&lt;/i&gt;</code>
 question-square-fill	pergunta-quadrado-preenchimento	<code>&lt;i class="bi bi-question-square-fill"&gt;&lt;/i&gt;</code>
 quora	quora	<code>&lt;i class="bi bi-quora"&gt;&lt;/i&gt;</code>
 quote	citar	<code>&lt;i class="bi bi-quote"&gt;&lt;/i&gt;</code>
 radioactive	radioativo	<code>&lt;i class="bi bi-radioactive"&gt; &lt;/i&gt;</code>
 rainbow	arco-íris	<code>&lt;i class="bi bi-rainbow"&gt;&lt;/i&gt;</code>
 receipt	recibo	<code>&lt;i class="bi bi-receipt"&gt;&lt;/i&gt;</code>
 receipt-cutoff	recibo de corte	<code>&lt;i class="bi bi-receipt-cutoff"&gt;&lt;/i&gt;</code>
 reception-0	recepção-0	<code>&lt;i class="bi bi-reception-0"&gt; &lt;/i&gt;</code>
 reception-1	recepção-1	<code>&lt;i class="bi bi-reception-1"&gt; &lt;/i&gt;</code>
 reception-2	recepção-2	<code>&lt;i class="bi bi-reception-2"&gt; &lt;/i&gt;</code>
















Ícone	Tradução literal (by Google Translate)	Exemplo de uso
 reception-3	recepção-3	<code>&lt;i class="bi bi-reception-3"&gt;&lt;/i&gt;</code>
 reception-4	recepção-4	<code>&lt;i class="bi bi-reception-4"&gt;&lt;/i&gt;</code>
 record	registro	<code>&lt;i class="bi bi-record"&gt;&lt;/i&gt;</code>
 record-btn	record-btn	<code>&lt;i class="bi bi-record-btn"&gt;&lt;/i&gt;</code>
 record-btn-fill	registro-btn-preenchimento	<code>&lt;i class="bi bi-record-btn-fill"&gt;&lt;/i&gt;</code>
 record-circle	círculo de registro	<code>&lt;i class="bi bi-record-circle"&gt;&lt;/i&gt;</code>
 record-circle-fill	registro-círculo-preenchimento	<code>&lt;i class="bi bi-record-circle-fill"&gt;&lt;/i&gt;</code>
 record-fill	preenchimento de registro	<code>&lt;i class="bi bi-record-fill"&gt;&lt;/i&gt;</code>
 record2	registro2	<code>&lt;i class="bi bi-record2"&gt;&lt;/i&gt;</code>
 record2-fill	registro2-preencher	<code>&lt;i class="bi bi-record2-fill"&gt;&lt;/i&gt;</code>
 recycle	reciclar	<code>&lt;i class="bi bi-recycle"&gt;&lt;/i&gt;</code>
 reddit	reddit	<code>&lt;i class="bi bi-reddit"&gt;&lt;/i&gt;</code>
 reply	responder	<code>&lt;i class="bi bi-reply"&gt;&lt;/i&gt;</code>
 reply-all	responder todos	<code>&lt;i class="bi bi-reply-all"&gt;&lt;/i&gt;</code>
 reply-all-fill	responder-tudo-preencher	<code>&lt;i class="bi bi-reply-all-fill"&gt;&lt;/i&gt;</code>














Ícone	Tradução literal (by Google Translate)	Exemplo de uso
 reply-fill	responder-preencher	<code>&lt;i class="bi bi-reply-fill"&gt;&lt;/i&gt;</code>
 robot	robô	<code>&lt;i class="bi bi-robot"&gt;&lt;/i&gt;</code>
 router	roteador	<code>&lt;i class="bi bi-router"&gt;&lt;/i&gt;</code>
 router-fill	preenchimento de roteador	<code>&lt;i class="bi bi-router-fill"&gt;&lt;/i&gt;</code>
 rss	rss	<code>&lt;i class="bi bi-rss"&gt;&lt;/i&gt;</code>
 rss-fill	rss-preencher	<code>&lt;i class="bi bi-rss-fill"&gt;&lt;/i&gt;</code>
 rulers	governantes	<code>&lt;i class="bi bi-rulers"&gt;&lt;/i&gt;</code>
 safe	seguro	<code>&lt;i class="bi bi-safe"&gt;&lt;/i&gt;</code>
 safe-fill	preenchimento seguro	<code>&lt;i class="bi bi-safe-fill"&gt;&lt;/i&gt;</code>
 safe2	seguro2	<code>&lt;i class="bi bi-safe2"&gt;&lt;/i&gt;</code>
 safe2-fill	safe2-fill	<code>&lt;i class="bi bi-safe2-fill"&gt;&lt;/i&gt;</code>
 save	salvar	<code>&lt;i class="bi bi-save"&gt;&lt;/i&gt;</code>
 save-fill	salvar-preencher	<code>&lt;i class="bi bi-save-fill"&gt;&lt;/i&gt;</code>
 save2	salvar2	<code>&lt;i class="bi bi-save2"&gt;&lt;/i&gt;</code>
 save2-fill	salvar2-preencher	<code>&lt;i class="bi bi-save2-fill"&gt;&lt;/i&gt;</code>














Ícone	Tradução literal (by Google Translate)	Exemplo de uso
 scissors	tesoura	<code>&lt;i class="bi bi-scissors"&gt; &lt;/i&gt;</code>
 screwdriver	Chave de fenda	<code>&lt;i class="bi bi-screwdriver"&gt; &lt;/i&gt;</code>
 sd-card	cartão SD	<code>&lt;i class="bi bi-sd-card"&gt;&lt;/i&gt;</code>
 sd-card-fill	preenchimento de cartão sd	<code>&lt;i class="bi bi-sd-card- fill"&gt;&lt;/i&gt;</code>
 search	procurar	<code>&lt;i class="bi bi-search"&gt;&lt;/i&gt;</code>
 search-heart	coração de busca	<code>&lt;i class="bi bi-search- heart"&gt;&lt;/i&gt;</code>
 search-heart-fill	pesquisa-preenchimento de coração	<code>&lt;i class="bi bi-search-heart- fill"&gt;&lt;/i&gt;</code>
 segmented-nav	navegação segmentada	<code>&lt;i class="bi bi-segmented- nav"&gt;&lt;/i&gt;</code>
 send	mandar	<code>&lt;i class="bi bi-send"&gt;&lt;/i&gt;</code>
 send-check	enviar cheque	<code>&lt;i class="bi bi-send-check"&gt; &lt;/i&gt;</code>
 send-check-fill	enviar-cheque-preencher	<code>&lt;i class="bi bi-send-check- fill"&gt;&lt;/i&gt;</code>
 send-dash	enviar traço	<code>&lt;i class="bi bi-send-dash"&gt; &lt;/i&gt;</code>
 send-dash-fill	enviar-traço-preencher	<code>&lt;i class="bi bi-send-dash- fill"&gt;&lt;/i&gt;</code>
 send-exclamation	enviar-exclamação	<code>&lt;i class="bi bi-send- exclamation"&gt;&lt;/i&gt;</code>

Ícone	Tradução literal (by Google Translate)	Exemplo de uso
 send-exclamation-fill	enviar-exclamação-preencher	<code>&lt;i class="bi bi-send-exclamation-fill"&gt;&lt;/i&gt;</code>
 send-fill	enviar-preencher	<code>&lt;i class="bi bi-send-fill"&gt;&lt;/i&gt;</code>
 send-plus	enviar mais	<code>&lt;i class="bi bi-send-plus"&gt;&lt;/i&gt;</code>
 send-plus-fill	enviar mais preencher	<code>&lt;i class="bi bi-send-plus-fill"&gt;&lt;/i&gt;</code>
 send-slash	enviar-barra	<code>&lt;i class="bi bi-send-slash"&gt;&lt;/i&gt;</code>
 send-slash-fill	enviar-barra-preencher	<code>&lt;i class="bi bi-send-slash-fill"&gt;&lt;/i&gt;</code>
 send-x	enviar-x	<code>&lt;i class="bi bi-send-x"&gt;&lt;/i&gt;</code>
 send-x-fill	enviar-x-preencher	<code>&lt;i class="bi bi-send-x-fill"&gt;&lt;/i&gt;</code>
 server	servidor	<code>&lt;i class="bi bi-server"&gt;&lt;/i&gt;</code>
 share	participação	<code>&lt;i class="bi bi-share"&gt;&lt;/i&gt;</code>
 share-fill	preenchimento de compartilhamento	<code>&lt;i class="bi bi-share-fill"&gt;&lt;/i&gt;</code>
 shield	escudo	<code>&lt;i class="bi bi-shield"&gt;&lt;/i&gt;</code>
 shield-check	verificação de escudo	<code>&lt;i class="bi bi-shield-check"&gt;&lt;/i&gt;</code>
 shield-exclamation	escudo-exclamação	<code>&lt;i class="bi bi-shield-exclamation"&gt;&lt;/i&gt;</code>
















Ícone	Tradução literal (by Google Translate)	Exemplo de uso
 shield-fill	preenchimento de escudo	<code>&lt;i class="bi bi-shield-fill"&gt; &lt;/i&gt;</code>
 shield-fill-check	verificação de preenchimento de escudo	<code>&lt;i class="bi bi-shield-fill-check"&gt;&lt;/i&gt;</code>
 shield-fill-exclamation	escudo-enchimento-exclamação	<code>&lt;i class="bi bi-shield-fill-exclamation"&gt;&lt;/i&gt;</code>
 shield-fill-minus	shield-fill-minus	<code>&lt;i class="bi bi-shield-fill-minus"&gt;&lt;/i&gt;</code>
 shield-fill-plus	shield-fill-plus	<code>&lt;i class="bi bi-shield-fill-plus"&gt;&lt;/i&gt;</code>
 shield-fill-x	escudo-encher-x	<code>&lt;i class="bi bi-shield-fill-x"&gt;&lt;/i&gt;</code>
 shield-lock	bloqueio de escudo	<code>&lt;i class="bi bi-shield-lock"&gt; &lt;/i&gt;</code>
 shield-lock-fill	preenchimento de escudo	<code>&lt;i class="bi bi-shield-lock-fill"&gt;&lt;/i&gt;</code>
 shield-minus	menos escudo	<code>&lt;i class="bi bi-shield-minus"&gt;&lt;/i&gt;</code>
 shield-plus	escudo mais	<code>&lt;i class="bi bi-shield-plus"&gt; &lt;/i&gt;</code>
 shield-shaded	sombreado por escudo	<code>&lt;i class="bi bi-shield-shaded"&gt;&lt;/i&gt;</code>
 shield-slash	barra de escudo	<code>&lt;i class="bi bi-shield-slash"&gt;&lt;/i&gt;</code>
 shield-slash-fill	escudo-barra-preenchimento	<code>&lt;i class="bi bi-shield-slash-fill"&gt;&lt;/i&gt;</code>
 shield-x	escudo-x	<code>&lt;i class="bi bi-shield-x"&gt; &lt;/i&gt;</code>

Ícone	Tradução literal (by Google Translate)	Exemplo de uso
 shift	mudança	<code>&lt;i class="bi bi-shift"&gt;&lt;/i&gt;</code>
 shift-fill	preenchimento de turno	<code>&lt;i class="bi bi-shift-fill"&gt;&lt;/i&gt;</code>
 shop	fazer compras	<code>&lt;i class="bi bi-shop"&gt;&lt;/i&gt;</code>
 shop-window	vitrine	<code>&lt;i class="bi bi-shop-window"&gt;&lt;/i&gt;</code>
 shuffle	embaralhar	<code>&lt;i class="bi bi-shuffle"&gt;&lt;/i&gt;</code>
 signal	sinal	<code>&lt;i class="bi bi-signal"&gt;&lt;/i&gt;</code>
 signpost	placa de sinalização	<code>&lt;i class="bi bi-signpost"&gt;&lt;/i&gt;</code>
 signpost-2	placa de sinalização-2	<code>&lt;i class="bi bi-signpost-2"&gt;&lt;/i&gt;</code>
 signpost-2-fill	letreiro-2-preencher	<code>&lt;i class="bi bi-signpost-2-fill"&gt;&lt;/i&gt;</code>
 signpost-fill	preenchimento de placa de sinalização	<code>&lt;i class="bi bi-signpost-fill"&gt;&lt;/i&gt;</code>
 signpost-split	placa de sinalização	<code>&lt;i class="bi bi-signpost-split"&gt;&lt;/i&gt;</code>
 signpost-split-fill	sinal-divisão-preenchimento	<code>&lt;i class="bi bi-signpost-split-fill"&gt;&lt;/i&gt;</code>
 sim	sim	<code>&lt;i class="bi bi-sim"&gt;&lt;/i&gt;</code>
 sim-fill	sim-preencher	<code>&lt;i class="bi bi-sim-fill"&gt;&lt;/i&gt;</code>


Ícone	Tradução literal (by Google Translate)	Exemplo de uso
 skip-backward	pular para trás	<code>&lt;i class="bi bi-skip-backward"&gt;&lt;/i&gt;</code>
 skip-backward-btn	pular para trás-btn	<code>&lt;i class="bi bi-skip-backward-btn"&gt;&lt;/i&gt;</code>
 skip-backward-btn-fill	pular para trás-btn-preencher	<code>&lt;i class="bi bi-skip-backward-btn-fill"&gt;&lt;/i&gt;</code>
 skip-backward-circle	pular para trás-círculo	<code>&lt;i class="bi bi-skip-backward-circle"&gt;&lt;/i&gt;</code>
 skip-backward-circle-fill	pular-para trás-preencher-círculo	<code>&lt;i class="bi bi-skip-backward-circle-fill"&gt;&lt;/i&gt;</code>
 skip-backward-fill	pular para trás-preencher	<code>&lt;i class="bi bi-skip-backward-fill"&gt;&lt;/i&gt;</code>
 skip-end	pular fim	<code>&lt;i class="bi bi-skip-end"&gt;&lt;/i&gt;</code>
 skip-end-btn	skip-end-btn	<code>&lt;i class="bi bi-skip-end-btn"&gt;&lt;/i&gt;</code>
 skip-end-btn-fill	skip-end-btn-fill	<code>&lt;i class="bi bi-skip-end-btn-fill"&gt;&lt;/i&gt;</code>
 skip-end-circle	pular-fim-círculo	<code>&lt;i class="bi bi-skip-end-circle"&gt;&lt;/i&gt;</code>
 skip-end-circle-fill	pular-final-círculo-preencher	<code>&lt;i class="bi bi-skip-end-circle-fill"&gt;&lt;/i&gt;</code>
 skip-end-fill	pular-final-preencher	<code>&lt;i class="bi bi-skip-end-fill"&gt;&lt;/i&gt;</code>
 skip-forward	passa à frente	<code>&lt;i class="bi bi-skip-forward"&gt;&lt;/i&gt;</code>
















Ícone	Tradução literal (by Google Translate)	Exemplo de uso
 skip-forward-btn	pular para frente-btn	<code>&lt;i class="bi bi-skip-forward-btn"&gt;&lt;/i&gt;</code>
 skip-forward-btn-fill	skip-forward-btn-fill	<code>&lt;i class="bi bi-skip-forward-btn-fill"&gt;&lt;/i&gt;</code>
 skip-forward-circle	círculo de salto para a frente	<code>&lt;i class="bi bi-skip-forward-circle"&gt;&lt;/i&gt;</code>
 skip-forward-circle-fill	pular-frente-círculo-preencher	<code>&lt;i class="bi bi-skip-forward-circle-fill"&gt;&lt;/i&gt;</code>
 skip-forward-fill	pular para frente-preencher	<code>&lt;i class="bi bi-skip-forward-fill"&gt;&lt;/i&gt;</code>
 skip-start	pular início	<code>&lt;i class="bi bi-skip-start"&gt;&lt;/i&gt;</code>
 skip-start-btn	skip-start-btn	<code>&lt;i class="bi bi-skip-start-btn"&gt;&lt;/i&gt;</code>
 skip-start-btn-fill	skip-start-btn-fill	<code>&lt;i class="bi bi-skip-start-btn-fill"&gt;&lt;/i&gt;</code>
 skip-start-circle	pular-iniciar-círculo	<code>&lt;i class="bi bi-skip-start-circle"&gt;&lt;/i&gt;</code>
 skip-start-circle-fill	pular-iniciar-círculo-preencher	<code>&lt;i class="bi bi-skip-start-circle-fill"&gt;&lt;/i&gt;</code>
 skip-start-fill	pular-início-preencher	<code>&lt;i class="bi bi-skip-start-fill"&gt;&lt;/i&gt;</code>
 skype	skype	<code>&lt;i class="bi bi-skype"&gt;&lt;/i&gt;</code>
 slack	folga	<code>&lt;i class="bi bi-slack"&gt;&lt;/i&gt;</code>














Ícone	Tradução literal (by Google Translate)	Exemplo de uso
 slash	golpear	<code>&lt;i class="bi bi-slash"&gt;&lt;/i&gt;</code>
 slash-circle	círculo de barra	<code>&lt;i class="bi bi-slash-circle"&gt;&lt;/i&gt;</code>
 slash-circle-fill	barra-círculo-preenchimento	<code>&lt;i class="bi bi-slash-circle-fill"&gt;&lt;/i&gt;</code>
 slash-lg	slash-lg	<code>&lt;i class="bi bi-slash-lg"&gt;&lt;/i&gt;</code>
 slash-square	quadrado	<code>&lt;i class="bi bi-slash-square"&gt;&lt;/i&gt;</code>
 slash-square-fill	barra-quadrado-preenchimento	<code>&lt;i class="bi bi-slash-square-fill"&gt;&lt;/i&gt;</code>
 sliders	controles deslizantes	<code>&lt;i class="bi bi-sliders"&gt;&lt;/i&gt;</code>
 sliders2	controles deslizantes2	<code>&lt;i class="bi bi-sliders2"&gt;&lt;/i&gt;</code>
 sliders2-vertical	sliders2-vertical	<code>&lt;i class="bi bi-sliders2-vertical"&gt;&lt;/i&gt;</code>
 smartwatch	relógio inteligente	<code>&lt;i class="bi bi-smartwatch"&gt;&lt;/i&gt;</code>
 snapchat	snapchat	<code>&lt;i class="bi bi-snapchat"&gt;&lt;/i&gt;</code>
 snow	neve	<code>&lt;i class="bi bi-snow"&gt;&lt;/i&gt;</code>
 snow2	neve2	<code>&lt;i class="bi bi-snow2"&gt;&lt;/i&gt;</code>
 snow3	neve3	<code>&lt;i class="bi bi-snow3"&gt;&lt;/i&gt;</code>
 sort-alpha-down	sort-alpha-down	<code>&lt;i class="bi bi-sort-alpha-down"&gt;&lt;/i&gt;</code>

Ícone	Tradução literal (by Google Translate)	Exemplo de uso
 sort-alpha-down-alt	sort-alpha-down-alt	<code>&lt;i class="bi bi-sort-alpha-down-alt"&gt;&lt;/i&gt;</code>
 sort-alpha-up	sort-alpha-up	<code>&lt;i class="bi bi-sort-alpha-up"&gt;&lt;/i&gt;</code>
 sort-alpha-up-alt	sort-alpha-up-alt	<code>&lt;i class="bi bi-sort-alpha-up-alt"&gt;&lt;/i&gt;</code>
 sort-down	classificar	<code>&lt;i class="bi bi-sort-down"&gt;&lt;/i&gt;</code>
 sort-down-alt	sort-down-alt	<code>&lt;i class="bi bi-sort-down-alt"&gt;&lt;/i&gt;</code>
 sort-numeric-down	sort-numeric-down	<code>&lt;i class="bi bi-sort-numeric-down"&gt;&lt;/i&gt;</code>
 sort-numeric-down-alt	sort-numeric-down-alt	<code>&lt;i class="bi bi-sort-numeric-down-alt"&gt;&lt;/i&gt;</code>
 sort-numeric-up	sort-numeric-up	<code>&lt;i class="bi bi-sort-numeric-up"&gt;&lt;/i&gt;</code>
 sort-numeric-up-alt	sort-numeric-up-alt	<code>&lt;i class="bi bi-sort-numeric-up-alt"&gt;&lt;/i&gt;</code>
 sort-up	classificar	<code>&lt;i class="bi bi-sort-up"&gt;&lt;/i&gt;</code>
 sort-up-alt	sort-up-alt	<code>&lt;i class="bi bi-sort-up-alt"&gt;&lt;/i&gt;</code>
 soundwave	onda sonora	<code>&lt;i class="bi bi-soundwave"&gt;&lt;/i&gt;</code>
 speaker	palestrante	<code>&lt;i class="bi bi-speaker"&gt;&lt;/i&gt;</code>














Ícone		Tradução literal (by Google Translate)	Exemplo de uso
 speaker-fill		preenchimento de alto-falante	<code>&lt;i class="bi bi-speaker-fill"&gt;&lt;/i&gt;</code>
 speedometer		velocímetro	<code>&lt;i class="bi bi-speedometer"&gt;&lt;/i&gt;</code>
 speedometer2		velocímetro2	<code>&lt;i class="bi bi-speedometer2"&gt;&lt;/i&gt;</code>
 spellcheck		corretor ortográfico	<code>&lt;i class="bi bi-spellcheck"&gt;&lt;/i&gt;</code>
 spotify		spotify	<code>&lt;i class="bi bi-spotify"&gt;&lt;/i&gt;</code>
 square		Praça	<code>&lt;i class="bi bi-square"&gt;&lt;/i&gt;</code>
 square-fill		preenchimento quadrado	<code>&lt;i class="bi bi-square-fill"&gt;&lt;/i&gt;</code>
 square-half		meio quadrado	<code>&lt;i class="bi bi-square-half"&gt;&lt;/i&gt;</code>
 stack		pilha	<code>&lt;i class="bi bi-stack"&gt;&lt;/i&gt;</code>
 stack-overflow		estouro de pilha	<code>&lt;i class="bi bi-stack-overflow"&gt;&lt;/i&gt;</code>
 star		Estrela	<code>&lt;i class="bi bi-star"&gt;&lt;/i&gt;</code>
 star-fill		cheio de estrelas	<code>&lt;i class="bi bi-star-fill"&gt;&lt;/i&gt;</code>
 star-half		meia estrela	<code>&lt;i class="bi bi-star-half"&gt;&lt;/i&gt;</code>
 stars		estrelas	<code>&lt;i class="bi bi-stars"&gt;&lt;/i&gt;</code>
 steam		vapor	<code>&lt;i class="bi bi-steam"&gt;&lt;/i&gt;</code>

Ícone	Tradução literal (by Google Translate)	Exemplo de uso
 stickies	stickies	<code>&lt;i class="bi bi-stickies"&gt; &lt;/i&gt;</code>
 stickies-fill	preenchimento de adesivos	<code>&lt;i class="bi bi-stickies- fill"&gt;&lt;/i&gt;</code>
 sticky	pegajoso	<code>&lt;i class="bi bi-sticky"&gt;&lt;/i&gt;</code>
 sticky-fill	preenchimento pegajoso	<code>&lt;i class="bi bi-sticky-fill"&gt; &lt;/i&gt;</code>
 stop	Pare	<code>&lt;i class="bi bi-stop"&gt;&lt;/i&gt;</code>
 stop-btn	stop-btn	<code>&lt;i class="bi bi-stop-btn"&gt; &lt;/i&gt;</code>
 stop-btn-fill	parar-btn-preencher	<code>&lt;i class="bi bi-stop-btn- fill"&gt;&lt;/i&gt;</code>
 stop-circle	parar-círculo	<code>&lt;i class="bi bi-stop-circle"&gt; &lt;/i&gt;</code>
 stop-circle-fill	parar-círculo-preencher	<code>&lt;i class="bi bi-stop-circle- fill"&gt;&lt;/i&gt;</code>
 stop-fill	parar de encher	<code>&lt;i class="bi bi-stop-fill"&gt; &lt;/i&gt;</code>
 stoplights	Pare as luzes	<code>&lt;i class="bi bi-stoplights"&gt; &lt;/i&gt;</code>
 stoplights-fill	semáforos-encher	<code>&lt;i class="bi bi-stoplights- fill"&gt;&lt;/i&gt;</code>
 stopwatch	cronômetro	<code>&lt;i class="bi bi-stopwatch"&gt; &lt;/i&gt;</code>
 stopwatch-fill	cronômetro-preencher	<code>&lt;i class="bi bi-stopwatch- fill"&gt;&lt;/i&gt;</code>
 strava	strava	<code>&lt;i class="bi bi-strava"&gt;&lt;/i&gt;</code>














Ícone	Tradução literal (by Google Translate)	Exemplo de uso
 subtract	subtrair	<code>&lt;i class="bi bi-subtract"&gt; &lt;/i&gt;</code>
 suit-club	clube de terno	<code>&lt;i class="bi bi-suit-club"&gt; &lt;/i&gt;</code>
 suit-club-fill	terno-clube-preencher	<code>&lt;i class="bi bi-suit-club- fill"&gt;&lt;/i&gt;</code>
 suit-diamond	naipe de diamante	<code>&lt;i class="bi bi-suit- diamond"&gt;&lt;/i&gt;</code>
 suit-diamond-fill	terno-preenchimento de diamantes	<code>&lt;i class="bi bi-suit-diamond- fill"&gt;&lt;/i&gt;</code>
 suit-heart	coração de terno	<code>&lt;i class="bi bi-suit-heart"&gt; &lt;/i&gt;</code>
 suit-heart-fill	terno-coração-enchimento	<code>&lt;i class="bi bi-suit-heart- fill"&gt;&lt;/i&gt;</code>
 suit-spade	pá de naipe	<code>&lt;i class="bi bi-suit-spade"&gt; &lt;/i&gt;</code>
 suit-spade-fill	preenchimento de pá de terno	<code>&lt;i class="bi bi-suit-spade- fill"&gt;&lt;/i&gt;</code>
 sun	sol	<code>&lt;i class="bi bi-sun"&gt;&lt;/i&gt;</code>
 sun-fill	encher de sol	<code>&lt;i class="bi bi-sun-fill"&gt; &lt;/i&gt;</code>
 sunglasses	oculos de sol	<code>&lt;i class="bi bi-sunglasses"&gt; &lt;/i&gt;</code>
 sunrise	nascer do sol	<code>&lt;i class="bi bi-sunrise"&gt;&lt;/i&gt;</code>
 sunrise-fill	encher o nascer do sol	<code>&lt;i class="bi bi-sunrise- fill"&gt;&lt;/i&gt;</code>
 sunset	pôr do sol	<code>&lt;i class="bi bi-sunset"&gt;&lt;/i&gt;</code>

Ícone	Tradução literal (by Google Translate)	Exemplo de uso
 sunset-fill	pôr do sol	<code>&lt;i class="bi bi-sunset-fill"&gt;&lt;/i&gt;</code>
 symmetry-horizontal	simetria-horizontal	<code>&lt;i class="bi bi-symmetry-horizontal"&gt;&lt;/i&gt;</code>
 symmetry-vertical	simetria-vertical	<code>&lt;i class="bi bi-symmetry-vertical"&gt;&lt;/i&gt;</code>
 table	tabela	<code>&lt;i class="bi bi-table"&gt;&lt;/i&gt;</code>
 tablet	tábua	<code>&lt;i class="bi bi-tablet"&gt;&lt;/i&gt;</code>
 tablet-fill	encher tablet	<code>&lt;i class="bi bi-tablet-fill"&gt;&lt;/i&gt;</code>
 tablet-landscape	tablet-paisagem	<code>&lt;i class="bi bi-tablet-landscape"&gt;&lt;/i&gt;</code>
 tablet-landscape-fill	tablet-paisagem-preenchimento	<code>&lt;i class="bi bi-tablet-landscape-fill"&gt;&lt;/i&gt;</code>
 tag	marcação	<code>&lt;i class="bi bi-tag"&gt;&lt;/i&gt;</code>
 tag-fill	preenchimento de tag	<code>&lt;i class="bi bi-tag-fill"&gt;&lt;/i&gt;</code>
 tags	Tag	<code>&lt;i class="bi bi-tags"&gt;&lt;/i&gt;</code>
 tags-fill	preenchimento de tags	<code>&lt;i class="bi bi-tags-fill"&gt;&lt;/i&gt;</code>
 telegram	telegrama	<code>&lt;i class="bi bi-telegram"&gt;&lt;/i&gt;</code>
















Ícone	Tradução literal (by Google Translate)	Exemplo de uso
 telephone	Telefone	<code>&lt;i class="bi bi-telephone"&gt;&lt;/i&gt;</code>
 telephone-fill	telefone-preencher	<code>&lt;i class="bi bi-telephone-fill"&gt;&lt;/i&gt;</code>
 telephone-forward	encaminhamento de telefone	<code>&lt;i class="bi bi-telephone-forward"&gt;&lt;/i&gt;</code>
 telephone-forward-fill	telefone-forward-fill	<code>&lt;i class="bi bi-telephone-forward-fill"&gt;&lt;/i&gt;</code>
 telephone-inbound	entrada de telefone	<code>&lt;i class="bi bi-telephone-inbound"&gt;&lt;/i&gt;</code>
 telephone-inbound-fill	telefone-inbound-preenchimento	<code>&lt;i class="bi bi-telephone-inbound-fill"&gt;&lt;/i&gt;</code>
 telephone-minus	telefone-menos	<code>&lt;i class="bi bi-telephone-minus"&gt;&lt;/i&gt;</code>
 telephone-minus-fill	telefone-menos-preenchimento	<code>&lt;i class="bi bi-telephone-minus-fill"&gt;&lt;/i&gt;</code>
 telephone-outbound	telefone de saída	<code>&lt;i class="bi bi-telephone-outbound"&gt;&lt;/i&gt;</code>
 telephone-outbound-fill	telefone-outbound-preenchimento	<code>&lt;i class="bi bi-telephone-outbound-fill"&gt;&lt;/i&gt;</code>
 telephone-plus	telefone mais	<code>&lt;i class="bi bi-telephone-plus"&gt;&lt;/i&gt;</code>
 telephone-plus-fill	telefone mais preenchimento	<code>&lt;i class="bi bi-telephone-plus-fill"&gt;&lt;/i&gt;</code>









Ícone		Tradução literal (by Google Translate)	Exemplo de uso
	telephone-x	telefone-x	<code>&lt;i class="bi bi-telephone-x"&gt; &lt;/i&gt;</code>
	telephone-x-fill	telefone-x-preencher	<code>&lt;i class="bi bi-telephone-x-fill"&gt;&lt;/i&gt;</code>
	terminal	terminal	<code>&lt;i class="bi bi-terminal"&gt; &lt;/i&gt;</code>
	terminal-dash	terminal-traço	<code>&lt;i class="bi bi-terminal-dash"&gt;&lt;/i&gt;</code>
	terminal-fill	preenchimento de terminal	<code>&lt;i class="bi bi-terminal-fill"&gt;&lt;/i&gt;</code>
	terminal-plus	terminal-plus	<code>&lt;i class="bi bi-terminal-plus"&gt;&lt;/i&gt;</code>
	terminal-split	terminal-split	<code>&lt;i class="bi bi-terminal-split"&gt;&lt;/i&gt;</code>
	terminal-x	terminal-x	<code>&lt;i class="bi bi-terminal-x"&gt; &lt;/i&gt;</code>
	text-center	centro de texto	<code>&lt;i class="bi bi-text-center"&gt; &lt;/i&gt;</code>
	text-indent-left	text-indent-left	<code>&lt;i class="bi bi-text-indent-left"&gt;&lt;/i&gt;</code>
	text-indent-right	text-indent-right	<code>&lt;i class="bi bi-text-indent-right"&gt;&lt;/i&gt;</code>
	text-left	texto-esquerdo	<code>&lt;i class="bi bi-text-left"&gt; &lt;/i&gt;</code>
	text-paragraph	texto-parágrafo	<code>&lt;i class="bi bi-text-paragraph"&gt;&lt;/i&gt;</code>
	text-right	direito do texto	<code>&lt;i class="bi bi-text-right"&gt; &lt;/i&gt;</code>
	textarea	área de texto	<code>&lt;i class="bi bi-textarea"&gt; &lt;/i&gt;</code>


















Ícone	Tradução literal (by Google Translate)	Exemplo de uso
 textarea-resize	textarea-resize	<code>&lt;i class="bi bi-textarea-resize"&gt;&lt;/i&gt;</code>
 textarea-t	textarea-t	<code>&lt;i class="bi bi-textarea-t"&gt;&lt;/i&gt;</code>
 thermometer	termômetro	<code>&lt;i class="bi bi-thermometer"&gt;&lt;/i&gt;</code>
 thermometer-half	meio termômetro	<code>&lt;i class="bi bi-thermometer-half"&gt;&lt;/i&gt;</code>
 thermometer-high	termômetro alto	<code>&lt;i class="bi bi-thermometer-high"&gt;&lt;/i&gt;</code>
 thermometer-low	termômetro baixo	<code>&lt;i class="bi bi-thermometer-low"&gt;&lt;/i&gt;</code>
 thermometer-snow	termômetro-neve	<code>&lt;i class="bi bi-thermometer-snow"&gt;&lt;/i&gt;</code>
 thermometer-sun	termômetro-sol	<code>&lt;i class="bi bi-thermometer-sun"&gt;&lt;/i&gt;</code>
 three-dots	três pontos	<code>&lt;i class="bi bi-three-dots"&gt;&lt;/i&gt;</code>
 three-dots-vertical	três pontos-vertical	<code>&lt;i class="bi bi-three-dots-vertical"&gt;&lt;/i&gt;</code>
 thunderbolt	raio	<code>&lt;i class="bi bi-thunderbolt"&gt;&lt;/i&gt;</code>
 thunderbolt-fill	trovão	<code>&lt;i class="bi bi-thunderbolt-fill"&gt;&lt;/i&gt;</code>
 ticket	bilhete	<code>&lt;i class="bi bi-ticket"&gt;&lt;/i&gt;</code>





Ícone	Tradução literal (by Google Translate)	Exemplo de uso
 ticket-detailed	detalhado do bilhete	<code>&lt;i class="bi bi-ticket-detailed"&gt;&lt;/i&gt;</code>
 ticket-detailed-fill	bilhete-detalhado-preenchimento	<code>&lt;i class="bi bi-ticket-detailed-fill"&gt;&lt;/i&gt;</code>
 ticket-fill	preenchimento de bilhete	<code>&lt;i class="bi bi-ticket-fill"&gt;&lt;/i&gt;</code>
 ticket-perforated	bilhete perfurado	<code>&lt;i class="bi bi-ticket-perforated"&gt;&lt;/i&gt;</code>
 ticket-perforated-fill	bilhete-perfurado-preenchimento	<code>&lt;i class="bi bi-ticket-perforated-fill"&gt;&lt;/i&gt;</code>
 tiktok	tiktok	<code>&lt;i class="bi bi-tiktok"&gt;&lt;/i&gt;</code>
 toggle-off	desligar	<code>&lt;i class="bi bi-toggle-off"&gt;&lt;/i&gt;</code>
 toggle-on	ativar	<code>&lt;i class="bi bi-toggle-on"&gt;&lt;/i&gt;</code>
 toggle2-off	toggle2-off	<code>&lt;i class="bi bi-toggle2-off"&gt;&lt;/i&gt;</code>
 toggle2-on	alternar 2-on	<code>&lt;i class="bi bi-toggle2-on"&gt;&lt;/i&gt;</code>
 toggles	alterna	<code>&lt;i class="bi bi-toggles"&gt;&lt;/i&gt;</code>
 toggles2	alterna2	<code>&lt;i class="bi bi-toggles2"&gt;&lt;/i&gt;</code>
 tools	Ferramentas	<code>&lt;i class="bi bi-tools"&gt;&lt;/i&gt;</code>
 tornado	tornado	<code>&lt;i class="bi bi-tornado"&gt;&lt;/i&gt;</code>
















Ícone	Tradução literal (by Google Translate)	Exemplo de uso
 translate	traduzir	<code>&lt;i class="bi bi-translate"&gt; &lt;/i&gt;</code>
 trash	lixo	<code>&lt;i class="bi bi-trash"&gt;&lt;/i&gt;</code>
 trash-fill	encher de lixo	<code>&lt;i class="bi bi-trash-fill"&gt; &lt;/i&gt;</code>
 trash2	lixo2	<code>&lt;i class="bi bi-trash2"&gt;&lt;/i&gt;</code>
 trash2-fill	trash2-fill	<code>&lt;i class="bi bi-trash2-fill"&gt; &lt;/i&gt;</code>
 trash3	lixo3	<code>&lt;i class="bi bi-trash3"&gt;&lt;/i&gt;</code>
 trash3-fill	trash3-fill	<code>&lt;i class="bi bi-trash3-fill"&gt; &lt;/i&gt;</code>
 tree	árvore	<code>&lt;i class="bi bi-tree"&gt;&lt;/i&gt;</code>
 tree-fill	preenchimento de árvore	<code>&lt;i class="bi bi-tree-fill"&gt; &lt;/i&gt;</code>
 triangle	triângulo	<code>&lt;i class="bi bi-triangle"&gt; &lt;/i&gt;</code>
 triangle-fill	preenchimento triangular	<code>&lt;i class="bi bi-triangle- fill"&gt;&lt;/i&gt;</code>
 triangle-half	triângulo-metade	<code>&lt;i class="bi bi-triangle- half"&gt;&lt;/i&gt;</code>
 trophy	troféu	<code>&lt;i class="bi bi-trophy"&gt;&lt;/i&gt;</code>
 trophy-fill	preenchimento de troféus	<code>&lt;i class="bi bi-trophy-fill"&gt; &lt;/i&gt;</code>
 tropical-storm	tempestade tropical	<code>&lt;i class="bi bi-tropical- storm"&gt;&lt;/i&gt;</code>

Ícone	Tradução literal (by Google Translate)	Exemplo de uso
 truck	caminhão	<code>&lt;i class="bi bi-truck"&gt;&lt;/i&gt;</code>
 truck-flatbed	carroceria de caminhão	<code>&lt;i class="bi bi-truck-flatbed"&gt;&lt;/i&gt;</code>
 tsunami	tsunami	<code>&lt;i class="bi bi-tsunami"&gt;&lt;/i&gt;</code>
 tv	televisão	<code>&lt;i class="bi bi-tv"&gt;&lt;/i&gt;</code>
 tv-fill	encher de tv	<code>&lt;i class="bi bi-tv-fill"&gt;&lt;/i&gt;</code>
 twitch	contração muscular	<code>&lt;i class="bi bi-twitch"&gt;&lt;/i&gt;</code>
 twitter	Twitter	<code>&lt;i class="bi bi-twitter"&gt;&lt;/i&gt;</code>
<b>Aa</b> type	tipo	<code>&lt;i class="bi bi-type"&gt;&lt;/i&gt;</code>
<b>B</b> type-bold	negrito	<code>&lt;i class="bi bi-type-bold"&gt;&lt;/i&gt;</code>
<b>H1</b> type-h1	tipo-h1	<code>&lt;i class="bi bi-type-h1"&gt;&lt;/i&gt;</code>
<b>H2</b> type-h2	tipo-h2	<code>&lt;i class="bi bi-type-h2"&gt;&lt;/i&gt;</code>
<b>H3</b> type-h3	tipo-h3	<code>&lt;i class="bi bi-type-h3"&gt;&lt;/i&gt;</code>
<i>I</i> type-italic	tipo-italico	<code>&lt;i class="bi bi-type-italic"&gt;&lt;/i&gt;</code>
 type-strikethrough	tachado	<code>&lt;i class="bi bi-type-strikethrough"&gt;&lt;/i&gt;</code>
<u>U</u> type-underline	tipo-sublinhado	<code>&lt;i class="bi bi-type-underline"&gt;&lt;/i&gt;</code>














Ícone	Tradução literal (by Google Translate)	Exemplo de uso
 ui-checks	verificações de interface do usuário	<code>&lt;i class="bi bi-ui-checks"&gt;&lt;/i&gt;</code>
 ui-checks-grid	ui-checks-grid	<code>&lt;i class="bi bi-ui-checks-grid"&gt;&lt;/i&gt;</code>
 ui-radios	rádios de interface do usuário	<code>&lt;i class="bi bi-ui-radios"&gt;&lt;/i&gt;</code>
 ui-radios-grid	ui-radios-grid	<code>&lt;i class="bi bi-ui-radios-grid"&gt;&lt;/i&gt;</code>
 umbrella	guarda-chuva	<code>&lt;i class="bi bi-umbrella"&gt;&lt;/i&gt;</code>
 umbrella-fill	guarda-chuva	<code>&lt;i class="bi bi-umbrella-fill"&gt;&lt;/i&gt;</code>
 union	União	<code>&lt;i class="bi bi-union"&gt;&lt;/i&gt;</code>
 unlock	desbloquear	<code>&lt;i class="bi bi-unlock"&gt;&lt;/i&gt;</code>
 unlock-fill	desbloquear-preencher	<code>&lt;i class="bi bi-unlock-fill"&gt;&lt;/i&gt;</code>
 upc	upc	<code>&lt;i class="bi bi-upc"&gt;&lt;/i&gt;</code>
 upc-scan	upc-scan	<code>&lt;i class="bi bi-upc-scan"&gt;&lt;/i&gt;</code>
 upload	Envio	<code>&lt;i class="bi bi-upload"&gt;&lt;/i&gt;</code>
 usb	USB	<code>&lt;i class="bi bi-usb"&gt;&lt;/i&gt;</code>
 usb-c	usb-c	<code>&lt;i class="bi bi-usb-c"&gt;&lt;/i&gt;</code>
 usb-c-fill	usb-c-preencher	<code>&lt;i class="bi bi-usb-c-fill"&gt;&lt;/i&gt;</code>
















Ícone	Tradução literal (by Google Translate)	Exemplo de uso
 usb-drive	pendrive	<code>&lt;i class="bi bi-usb-drive"&gt; &lt;/i&gt;</code>
 usb-drive-fill	preenchimento de unidade usb	<code>&lt;i class="bi bi-usb-drive-fill"&gt;&lt;/i&gt;</code>
 usb-fill	preenchimento usb	<code>&lt;i class="bi bi-usb-fill"&gt; &lt;/i&gt;</code>
 usb-micro	usb-micro	<code>&lt;i class="bi bi-usb-micro"&gt; &lt;/i&gt;</code>
 usb-micro-fill	usb-micro-preenchimento	<code>&lt;i class="bi bi-usb-micro-fill"&gt;&lt;/i&gt;</code>
 usb-mini	mini usb	<code>&lt;i class="bi bi-usb-mini"&gt; &lt;/i&gt;</code>
 usb-mini-fill	mini-preenchimento usb	<code>&lt;i class="bi bi-usb-mini-fill"&gt;&lt;/i&gt;</code>
 usb-plug	plugue usb	<code>&lt;i class="bi bi-usb-plug"&gt; &lt;/i&gt;</code>
 usb-plug-fill	usb-plug-fill	<code>&lt;i class="bi bi-usb-plug-fill"&gt;&lt;/i&gt;</code>
 usb-symbol	símbolo usb	<code>&lt;i class="bi bi-usb-symbol"&gt; &lt;/i&gt;</code>
 valentine	namorados	<code>&lt;i class="bi bi-valentine"&gt; &lt;/i&gt;</code>
 valentine2	dia dos namorados2	<code>&lt;i class="bi bi-valentine2"&gt; &lt;/i&gt;</code>
 vector-pen	vetor-caneta	<code>&lt;i class="bi bi-vector-pen"&gt; &lt;/i&gt;</code>
 view-list	lista de visualização	<code>&lt;i class="bi bi-view-list"&gt; &lt;/i&gt;</code>
 view-stacked	empilhado de visualizações	<code>&lt;i class="bi bi-view-stacked"&gt;&lt;/i&gt;</code>

Ícone	Tradução literal (by Google Translate)	Exemplo de uso
 vimeo	vimeo	<code>&lt;i class="bi bi-vimeo"&gt;&lt;/i&gt;</code>
 vinyl	vinil	<code>&lt;i class="bi bi-vinyl"&gt;&lt;/i&gt;</code>
 vinyl-fill	enchimento de vinil	<code>&lt;i class="bi bi-vinyl-fill"&gt;&lt;/i&gt;</code>
 voicemail	correio de voz	<code>&lt;i class="bi bi-voicemail"&gt;&lt;/i&gt;</code>
 volume-down	volume baixo	<code>&lt;i class="bi bi-volume-down"&gt;&lt;/i&gt;</code>
 volume-down-fill	volume-baixo-preenchimento	<code>&lt;i class="bi bi-volume-down-fill"&gt;&lt;/i&gt;</code>
 volume-mute	mudo de volume	<code>&lt;i class="bi bi-volume-mute"&gt;&lt;/i&gt;</code>
 volume-mute-fill	volume-mute-preenchimento	<code>&lt;i class="bi bi-volume-mute-fill"&gt;&lt;/i&gt;</code>
 volume-off	diminuir o volume	<code>&lt;i class="bi bi-volume-off"&gt;&lt;/i&gt;</code>
 volume-off-fill	volume-off-fill	<code>&lt;i class="bi bi-volume-off-fill"&gt;&lt;/i&gt;</code>
 volume-up	aumentar o volume	<code>&lt;i class="bi bi-volume-up"&gt;&lt;/i&gt;</code>
 volume-up-fill	preenchimento de volume	<code>&lt;i class="bi bi-volume-up-fill"&gt;&lt;/i&gt;</code>
 vr	vr	<code>&lt;i class="bi bi-vr"&gt;&lt;/i&gt;</code>
 wallet	carteira	<code>&lt;i class="bi bi-wallet"&gt;&lt;/i&gt;</code>

Ícone		Tradução literal (by Google Translate)	Exemplo de uso
	wallet-fill	encher a carteira	<code>&lt;i class="bi bi-wallet-fill"&gt; &lt;/i&gt;</code>
	wallet2	carteira2	<code>&lt;i class="bi bi-wallet2"&gt;&lt;/i&gt;</code>
	watch	Assistir	<code>&lt;i class="bi bi-watch"&gt;&lt;/i&gt;</code>
	water	agua	<code>&lt;i class="bi bi-water"&gt;&lt;/i&gt;</code>
	webcam	Webcam	<code>&lt;i class="bi bi-webcam"&gt;&lt;/i&gt;</code>
	webcam-fill	preenchimento de webcam	<code>&lt;i class="bi bi-webcam-fill"&gt; &lt;/i&gt;</code>
	whatsapp	Whatsapp	<code>&lt;i class="bi bi-whatsapp"&gt; &lt;/i&gt;</code>
	wifi	Wi-fi	<code>&lt;i class="bi bi-wifi"&gt;&lt;/i&gt;</code>
	wifi-1	wi-fi-1	<code>&lt;i class="bi bi-wifi-1"&gt;&lt;/i&gt;</code>
	wifi-2	wi-fi-2	<code>&lt;i class="bi bi-wifi-2"&gt;&lt;/i&gt;</code>
	wifi-off	wi-fi desligado	<code>&lt;i class="bi bi-wifi-off"&gt; &lt;/i&gt;</code>
	wind	vento	<code>&lt;i class="bi bi-wind"&gt;&lt;/i&gt;</code>
	window	janela	<code>&lt;i class="bi bi-window"&gt;&lt;/i&gt;</code>
	window-dash	janela-traço	<code>&lt;i class="bi bi-window-dash"&gt; &lt;/i&gt;</code>
	window-desktop	área de trabalho da janela	<code>&lt;i class="bi bi-window- desktop"&gt;&lt;/i&gt;</code>



Ícone	Tradução literal (by Google Translate)	Exemplo de uso
 window-dock	janela-doca	<code>&lt;i class="bi bi-window-dock"&gt;&lt;/i&gt;</code>
 window-fullscreen	janela em tela cheia	<code>&lt;i class="bi bi-window-fullscreen"&gt;&lt;/i&gt;</code>
 window-plus	janela-plus	<code>&lt;i class="bi bi-window-plus"&gt;&lt;/i&gt;</code>
 window-sidebar	barra lateral da janela	<code>&lt;i class="bi bi-window-sidebar"&gt;&lt;/i&gt;</code>
 window-split	divisão de janela	<code>&lt;i class="bi bi-window-split"&gt;&lt;/i&gt;</code>
 window-stack	pilha de janela	<code>&lt;i class="bi bi-window-stack"&gt;&lt;/i&gt;</code>
 window-x	janela-x	<code>&lt;i class="bi bi-window-x"&gt;&lt;/i&gt;</code>
 windows	janelas	<code>&lt;i class="bi bi-windows"&gt;&lt;/i&gt;</code>
 wordpress	wordpress	<code>&lt;i class="bi bi-wordpress"&gt;&lt;/i&gt;</code>
 wrench	chave inglesa	<code>&lt;i class="bi bi-wrench"&gt;&lt;/i&gt;</code>
 wrench-adjustable	ajustável com chave	<code>&lt;i class="bi bi-wrench-adjustable"&gt;&lt;/i&gt;</code>
 wrench-adjustable-circle	círculo ajustável com chave	<code>&lt;i class="bi bi-wrench-adjustable-circle"&gt;&lt;/i&gt;</code>
 wrench-adjustable-circle-fill	preenchimento de círculo ajustável com chave	<code>&lt;i class="bi bi-wrench-adjustable-circle-fill"&gt;&lt;/i&gt;</code>

Ícone	Tradução literal (by Google Translate)	Exemplo de uso
 x	x	<code>&lt;i class="bi bi-x"&gt;&lt;/i&gt;</code>
 x-circle	círculo x	<code>&lt;i class="bi bi-x-circle"&gt;&lt;/i&gt;</code>
 x-circle-fill	x-círculo-preencher	<code>&lt;i class="bi bi-x-circle-fill"&gt;&lt;/i&gt;</code>
 x-diamond	x-diamante	<code>&lt;i class="bi bi-x-diamond"&gt;&lt;/i&gt;</code>
 x-diamond-fill	x-preenchimento de diamante	<code>&lt;i class="bi bi-x-diamond-fill"&gt;&lt;/i&gt;</code>
 x-lg	x-lg	<code>&lt;i class="bi bi-x-lg"&gt;&lt;/i&gt;</code>
 x-octagon	x-octógono	<code>&lt;i class="bi bi-x-octagon"&gt;&lt;/i&gt;</code>
 x-octagon-fill	x-octagon-preenchimento	<code>&lt;i class="bi bi-x-octagon-fill"&gt;&lt;/i&gt;</code>
 x-square	quadrado x	<code>&lt;i class="bi bi-x-square"&gt;&lt;/i&gt;</code>
 x-square-fill	x-quadrado-preenchimento	<code>&lt;i class="bi bi-x-square-fill"&gt;&lt;/i&gt;</code>
 xbox	xbox	<code>&lt;i class="bi bi-xbox"&gt;&lt;/i&gt;</code>
 yin-yang	yin-yang	<code>&lt;i class="bi bi-yin-yang"&gt;&lt;/i&gt;</code>
 youtube	YouTube	<code>&lt;i class="bi bi-youtube"&gt;&lt;/i&gt;</code>
 zoom-in	mais Zoom	<code>&lt;i class="bi bi-zoom-in"&gt;&lt;/i&gt;</code>
 zoom-out	Reduzir o zoom	<code>&lt;i class="bi bi-zoom-out"&gt;&lt;/i&gt;</code>

Showing 1 to 1,668 of 1,668 entries

Previous

1

Next